Musashi

BB JAPAN 1942 to 1943

2711-0 YAMATO Class

Displacement	62,315 ts	*Length*	840 ft	Mitsubishi, Nagasaki	
Complement	2500	*Beam*	121 ft	*Launched*	11/01/1940
Sunk 10/24/1944		*Draft*	34.1 ft	*Completed*	08/05/1942

SEEKRIEG 5

SHIP LOG SHEET

Version 2/16/2009

9 x 46cm/45 Type 94 — 68

Max ROF	Range		Shell Size/Weight	
1.7 sh/min	45,960 yds	91.9"	18.1"	3219.0 lbs.

Fire Control			FC Radar	+ 0	AP	SAP
2		1F3	None		COM	HE

AA	0.0	Level	S	Ammunition	100 rpg	900

FIRE CONTROL TABLE								
T Kts	Short		Medium		Long		Extreme	
0 - 9	23	16	18	13	15	11	14	10
10 - 18	18	12	14	10	12	8	10	7
19 - 27	15	11	12	8	10	7	9	6
28 - 36	13	9	10	7	9	6	8	5
37 - 45	12	9	10	7	8	6	7	5

APCBC	PENETRATION TABLE													
Yds	2,000	4,000	6,000	8,000	10,000	12,000	15,000	18,000	21,000	24,000	27,000	30,000	33,000	36,000
ROF	3.4	3.4	3.4	3.4	3.4	3.4	3.4	3.2	2.8	2.5	2.2	2.0	1.8	1.6
Rge	S	S	S	S	S	M	M	M	M	M	L	L	L	L
H	0.5	1.1	1.7	2.2	2.8	3.3	3.9	4.3	4.7	5.1	5.6	6.3	7.4	9.2
V	32.8	31.2	29.7	28.2	26.7	25.3	23.3	21.5	19.8	18.4	17.2	16.0	15.0	14.1

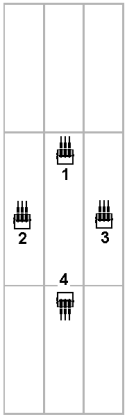

12 x 15.5cm/60 Type 3 — 18

Max ROF	Range		Shell Size/Weight	
5.0 sh/min	29,965 yds	59.9"	6.1"	123.2 lbs.

Fire Control			FC Radar	+ 0	AP	SAP
2		2F3	None		COM	HE

AA	2.7	Level	V	Ammunition	300 rpg	3600

FIRE CONTROL TABLE								
T Kts	Short		Medium		Long		Extreme	
0 - 9	18	13	14	10	12	8	11	7
10 - 18	14	10	11	7	9	6	8	6
19 - 27	12	8	9	6	8	5	7	5
28 - 36	10	7	8	6	7	5	6	4
37 - 45	10	7	7	5	6	4	6	4

SAPBC	PENETRATION TABLE													
Yds	2,000	4,000	6,000	8,000	10,000	12,000	15,000	18,000	21,000	24,000	27,000	30,000	33,000	36,000
ROF	7.9	6.9	6.0	5.2	4.5	4.0	3.2	2.6	2.2	1.8	1.5	1.2		
Rge	S	S	S	S	M	M	M	L	L	E	E	E		
H	0.1	0.2	0.3	0.4	0.5	0.6	0.8	1.1	1.6	2.3	2.8	3.3		
V	12.5	10.8	9.3	7.9	6.5	5.4	4.0	3.2	2.7	2.1	1.6	0.6		

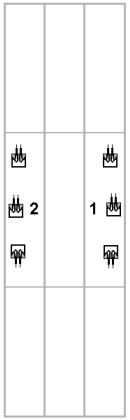

12 x 12.7cm/40 Type 89 — 13

Max ROF	Range		Shell Size/Weight	
12.0 sh/min	16,185 yds	32.4"	5.0"	51.7 lbs.

Fire Control			FC Radar	+ 0	AP	SAP
2		2F3	None		COM	HE

AA	2.7	Level	V	Ammunition	360 rpg	4320

FIRE CONTROL TABLE								
T Kts	Short		Medium		Long		Extreme	
0 - 9	18	13	14	10	12	8	11	7
10 - 18	14	10	11	7	9	6	8	6
19 - 27	12	8	9	6	8	5	7	5
28 - 36	10	7	8	6	7	5	6	4
37 - 45	10	7	7	5	6	4	6	4

HE	PENETRATION TABLE													
Yds	2,000	4,000	6,000	8,000	10,000	12,000	15,000	18,000	21,000	24,000	27,000	30,000	33,000	36,000
ROF	7.6	6.2	5.0	4.0	3.3	2.7	2.0	1.6						
Rge	S	S	M	M	L	L	E	E						
H	0.1	0.2	0.3	0.4	0.5	0.8	1.4	1.8						
V	3.9	2.8	2.1	1.7	1.3	1.2	1.1	1.3						

Coal (ts)	0	Oil (ts)	6300	Radius (nm/kts)		Search Radar	ASW MORTARS/ATW			DEPTH CHARGES			
Engines	Kampon GT			16		None	0			Rack	0		
Boilers	12 Kampon					None	None			Ammo	0		

Crew	Sea	BR	Targ Sz	Ops
			4	

AIRCRAFT

Aircraft	7			Catapult	2	
E13A-1 Jake				0	1	31
203 kts	120 kts	28600 ft				

TORPEDOES

TT	0	Ammo	0

None

Damage Class

Settings

MINES

0			

RAPID FIRE BATTERIES

RF1	24	25mm/60 Type 96			
Max Rg	7,440	14.9"	9	7	
Eff Rg	3,348	6.7"	13	10	

RF						
5	Port	12	10	7	4	2
	Stbd	12	10	7	4	2
AA	Port	49	39	27	16	7
M	Stbd	49	39	27	16	7

RF2		None
Max Rg		
Eff Rg		

RF							
0	Port						
	Stbd						
AA	Port						
	Stbd						

RF3		None
Max Rg		
Eff Rg		

RF							
	Port						
	Stbd						
AA	Port						
	Stbd						

Captain	

T#	BTTY	TARGET SHIP	SHELL	FCS	BR	H	RANGE	R	#RNDS	HITS

COPYRIGHT © Richard R. Sartore 2009

TIER	DP
1/70	454
2/80	907
3/75	1361
4/85	1814
5/80	2268
6/90	2676
7/85	3084
8/95	3492
9/90	3900
10	4308
10	4580

DP	4535
KTS	27

Engine Rm	4	27	24	16	5	0	0
Prop/Shaft	4	27	23	14	4	0	0
Boiler Rm	10	27	27	25	23	20	17
			13	8	4	1	0

Standard Turn	
45	
Emergency Turn	
90	

Target Sz	
4	
Searchlights	
Port	Stbd

Speed	00-21 kt	22+ kt				
Increase	4.0	1.0				

Crew

Bridge Command Rating	Flag Command Rating	Damage Control (DCR)
		11

Fuel Code	

Musashi

ARMOR	0.84	Actual
1H DECK	9.3	11.1
2H TURRET	8.9	10.6
3H SUPERSTR	5.7	6.8
4V CON	16.5	19.7
5V BELT MID	14.1	16.8
6V BELT END	11.9	14.2
7V BARBETTE	18.2	21.7
8V TURRET	21.5	25.6
9V SUPERSTR	8.2	9.8

T#	DE #	SEVERITY	DESCRIPTION

1	2	3	4	5	6	7	8	9	10	11	12	13	14	15	16	17	18	19	20	CODE	ORDER
																				AF	Obey signals from Flagship
																				AI	Independent Action
																				AX	Battle Stations!
																				AA	Abandon ship!
																				AZ	Strike colors
COURSE AND SPEED																					
																				CA	Midships steady
																				CP #	Alter course to PORT
																				CS #	Alter course to STARBOARD
																				SF	Ahead full
																				SR#	Revolutions for # knots
																				SA	Full astern
																				SS	All stop
ILLUMINATION AND EVASION																					
																				EX	Evasive action
																				KX	Lay smoke
																				IS ##	Illuminate using starshell
																				IL #	Illuminate using searchlight
TORPEDO AND AIRCRAFT																					
																				TR (X)	Prepare to launch torpedoes to (X)
																				TL (X)	Launch torpedoes to (X)
																				VL	Prepare to launch aircraft
																				VX	Launch aircraft
PRIMARY BATTERY																					
																				B1D	Directed fire as range permits
																				B1V	Coordinated fire
																				B1L	Local control as range permits
																				B1P	Split fire
																				B1C	Change target
																				B1B	Barrage fire as range permits
SECONDARY BATTERY																					
																				B2D	Directed fire as range permits
																				B2L	Local control as range permits
																				B2P	Split fire
																				B2C	Change target
																				B2B	Barrage fire as range permits
TERTIARY AND RF BATTERY																					
																				B3D	Directed fire as range permits
																				B3L	Local Control as range permits
																				B3P	Split fire
																				B3C	Change target
																				R5B	Barrage fire as range permits
																				R6B	Barrage fire as range permits
																				R7B	Barrage fire as range permits

LOSS OF SPEED DURING TURNS

KTS	4	6	8	10	12	14	16	18	20	22	24	26	28	30	32	34	36	38	40
STD	3.0	4.5	6.0	7.5	9.0	10.5	12.0	13.5	15.0	16.5	18.0	19.5	21.0	22.5	24.0	25.5	27.0	28.5	30.0
E/EA	NA	NA	NA	NA	6.0	7.0	8.0	9.0	10.0	11.0	12.0	13.0	14.0	15.0	16.0	17.0	18.0	19.0	20.0

TURNING SEGMENTS

DEG OF TURN	SEGMENTS
TO 15	2 Segments*
16 TO 45	2 Segments
46 TO 90	3 Segments
91 TO 135	4 Segments
136 TO 180	5 Segments

SHIPBOARD FIRE TRACKING

T#	Fire	Current Severity	T#	Fire	Current Severity

FIGHTING SHIPBOARD FIRES

NO DAMAGE CONTROL	
ROLL	EFECT ON FIRE
01-03	-20 from severity
04-12	-10 from severity
13-50	No change
51-85	+10 to severity
86-95	+30 to severity
96-00	+40 to severity

DAMAGE CONTROL	
ROLL	EFECT ON FIRE
01-05	Fire extinguished
06-15	-30 from severity
16-45	-20 from severity
46-75	-10 from severity
76-90	No change
91-00	+10 to severity

Musashi

BB JAPAN 1943 to 1944

2711-1 YAMATO Class

Displacement	62,315 ts	*Length*	840 ft	Mitsubishi, Nagasaki	
Complement	2500	*Beam*	121 ft	*Launched*	11/01/1940
Sunk 10/24/1944		*Draft*	34.1 ft	*Completed*	08/05/1942

SEEKRIEG 5

SHIP LOG SHEET

Version 2/16/2009



9 x 46cm/45 Type 94 — 68

Max ROF		Range		Shell Size/Weight	
1.7	sh/min	45,960 yds	91.9"	18.1"	3219.0 lbs.
Fire Control		FC Radar	+ 0	AP	SAP
2	1F3	None		COM	HE
AA	0.0	Level	S	Ammunition	100 rpg / 900

FIRE CONTROL TABLE

T Kts	Short		Medium		Long		Extreme	
0 - 9	23	16	18	13	15	11	14	10
10 - 18	18	12	14	10	12	8	10	7
19 - 27	15	11	12	8	10	7	9	6
28 - 36	13	9	10	7	9	6	8	5
37 - 45	12	9	10	7	8	6	7	5

APCBC PENETRATION TABLE

Yds	2,000	4,000	6,000	8,000	10,000	12,000	15,000	18,000	21,000	24,000	27,000	30,000	33,000	36,000
ROF	3.4	3.4	3.4	3.4	3.4	3.4	3.4	3.2	2.8	2.5	2.2	2.0	1.8	1.6
Rge	S	S	S	S	S	M	M	M	M	M	L	L	L	L
H	0.5	1.1	1.7	2.2	2.8	3.3	3.9	4.3	4.7	5.1	5.6	6.3	7.4	9.2
V	32.8	31.2	29.7	28.2	26.7	25.3	23.3	21.5	19.8	18.4	17.2	16.0	15.0	14.1

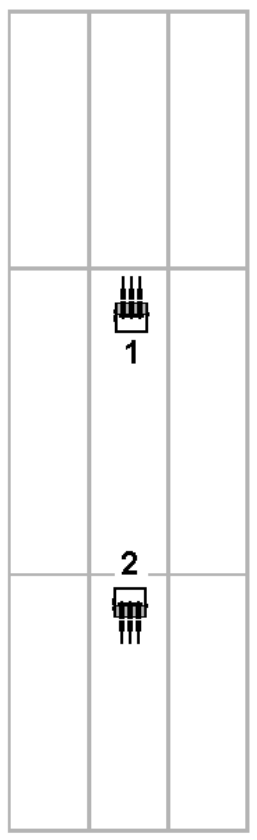

12 x 15.5cm/60 Type 3 — 18

Max ROF		Range		Shell Size/Weight	
5.0	sh/min	29,965 yds	59.9"	6.1"	123.2 lbs.
Fire Control		FC Radar	+ 0	AP	SAP
2	2F3	None		COM	HE
AA	2.7	Level	V	Ammunition	300 rpg / 3600

FIRE CONTROL TABLE

T Kts	Short		Medium		Long		Extreme	
0 - 9	18	13	14	10	12	8	11	7
10 - 18	14	10	11	7	9	6	8	6
19 - 27	12	8	9	6	8	5	7	5
28 - 36	10	7	8	6	7	5	6	4
37 - 45	10	7	7	5	6	4	6	4

SAPBC PENETRATION TABLE

Yds	2,000	4,000	6,000	8,000	10,000	12,000	15,000	18,000	21,000	24,000	27,000	30,000	33,000	36,000
ROF	7.9	6.9	6.0	5.2	4.5	4.0	3.2	2.6	2.2	1.8	1.5	1.2		
Rge	S	S	S	S	M	M	M	L	L	E	E	E		
H	0.1	0.2	0.3	0.4	0.5	0.6	0.8	1.1	1.6	2.3	2.8	3.3		
V	12.5	10.8	9.3	7.9	6.5	5.4	4.0	3.2	2.7	2.1	1.6	0.6		

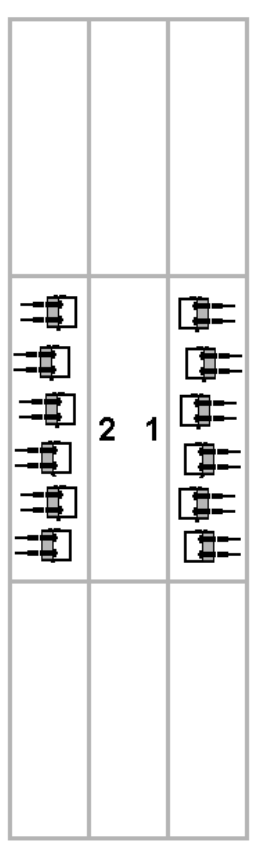

24 x 12.7cm/40 Type 89 — 13

Max ROF		Range		Shell Size/Weight	
12.0	sh/min	16,185 yds	32.4"	5.0"	51.7 lbs.
Fire Control		FC Radar	+ 0	AP	SAP
2	2F3	None		COM	HE
AA	2.7	Level	V	Ammunition	360 rpg / 8640

FIRE CONTROL TABLE

T Kts	Short		Medium		Long		Extreme	
0 - 9	18	13	14	10	12	8	11	7
10 - 18	14	10	11	7	9	6	8	6
19 - 27	12	8	9	6	8	5	7	5
28 - 36	10	7	8	6	7	5	6	4
37 - 45	10	7	7	5	6	4	6	4

HE PENETRATION TABLE

Yds	2,000	4,000	6,000	8,000	10,000	12,000	15,000	18,000	21,000	24,000	27,000	30,000	33,000	36,000
ROF	7.6	6.2	5.0	4.0	3.3	2.7	2.0	1.6						
Rge	S	S	M	M	L	L	E	E						
H	0.1	0.2	0.3	0.4	0.5	0.8	1.4	1.8						
V	3.9	2.8	2.1	1.7	1.3	1.2	1.1	1.3						

Coal (ts)	0	Oil (ts)	6300	Radius (nm/kts)	Search Radar	ASW MORTARS/ATW	DEPTH CHARGES	
Engines	Kampon GT			16	No.21 Type 2 M2	0	Rack	0
Boilers	12 Kampon				None	None	Ammo	0

Crew	Sea	BR	Targ Sz	Ops
			4	

AIRCRAFT

Aircraft	7	Catapult	2
E13A-1 Jake			0 1 31
203 kts	120 kts	28600 ft	

TORPEDOES

TT	0	Ammo	0
None			
Damage Class			
Settings			

MINES

0

RAPID FIRE BATTERIES

RF1	36	25mm/60 Type 96			
Max Rg	7,440	14.9"	9	7	
Eff Rg	3,348	6.7"	13	10	
RF 5	Port	18	14	10	6	3
	Stbd	18	14	10	6	3
AA M	Port	73	59	40	24	11
	Stbd	73	59	40	24	11

RF2	None
Max Rg	
Eff Rg	
RF 0	Port
	Stbd
AA	Port
	Stbd

RF3	None
Max Rg	
Eff Rg	
RF	Port
	Stbd
AA	Port
	Stbd

Captain

Radar installed late 1943

T#	BTTY	TARGET SHIP	SHELL	FCS	BR	H	RANGE	R	#RNDS	HITS

COPYRIGHT © Richard R. Sartore 2009

TIER	DP
1/70	454
2/80	907
3/75	1361
4/85	1814
5/80	2268
6/90	2676
7/85	3084
8/95	3492
9/90	3900
10	4308
10	4580

DP	4535
KTS	27

Engine Rm	4	27	24	16	5	0	0
Prop/Shaft	4	27	23	14	4	0	0
Boiler Rm	10	27	27	25	23	20	17
			13	8	4	1	0

Standard Turn	
45	
Emergency Turn	
90	

Target Sz	
4	
Searchlights	
Port	Stbd

Speed	00-21 kt	22+ kt				
Increase	4.0	1.0				

Crew

Bridge Command Rating	Flag Command Rating	Damage Control (DCR)
		11

Fuel Code	

Musashi

ARMOR	0.84	Actual
1H DECK	9.3	11.1
2H TURRET	8.9	10.6
3H SUPERSTR	5.7	6.8
4V CON	16.5	19.7
5V BELT MID	14.1	16.8
6V BELT END	11.9	14.2
7V BARBETTE	18.2	21.7
8V TURRET	21.5	25.6
9V SUPERSTR	8.2	9.8

T#	DE #	SEVERITY	DESCRIPTION

1	2	3	4	5	6	7	8	9	10	11	12	13	14	15	16	17	18	19	20	CODE	ORDER
																				AF	Obey signals from Flagship
																				AI	Independent Action
																				AX	Battle Stations!
																				AA	Abandon ship!
																				AZ	Strike colors
COURSE AND SPEED																					
																				CA	Midships steady
																				CP #	Alter course to PORT
																				CS #	Alter course to STARBOARD
																				SF	Ahead full
																				SR#	Revolutions for # knots
																				SA	Full astern
																				SS	All stop
ILLUMINATION AND EVASION																					
																				EX	Evasive action
																				KX	Lay smoke
																				IS ##	Illuminate using starshell
																				IL #	Illuminate using searchlight
TORPEDO AND AIRCRAFT																					
																				TR (X)	Prepare to launch torpedoes to (X)
																				TL (X)	Launch torpedoes to (X)
																				VL	Prepare to launch aircraft
																				VX	Launch aircraft
PRIMARY BATTERY																					
																				B1D	Directed fire as range permits
																				B1V	Coordinated fire
																				B1L	Local control as range permits
																				B1P	Split fire
																				B1C	Change target
																				B1B	Barrage fire as range permits
SECONDARY BATTERY																					
																				B2D	Directed fire as range permits
																				B2L	Local control as range permits
																				B2P	Split fire
																				B2C	Change target
																				B2B	Barrage fire as range permits
TERTIARY AND RF BATTERY																					
																				B3D	Directed fire as range permits
																				B3L	Local Control as range permits
																				B3P	Split fire
																				B3C	Change target
																				R5B	Barrage fire as range permits
																				R6B	Barrage fire as range permits
																				R7B	Barrage fire as range permits

LOSS OF SPEED DURING TURNS

KTS	4	6	8	10	12	14	16	18	20	22	24	26	28	30	32	34	36	38	40
STD	3.0	4.5	6.0	7.5	9.0	10.5	12.0	13.5	15.0	16.5	18.0	19.5	21.0	22.5	24.0	25.5	27.0	28.5	30.0
E/EA	NA	NA	NA	NA	6.0	7.0	8.0	9.0	10.0	11.0	12.0	13.0	14.0	15.0	16.0	17.0	18.0	19.0	20.0

TURNING SEGMENTS

DEG OF TURN	SEGMENTS
TO 15	2 Segments*
16 TO 45	2 Segments
46 TO 90	3 Segments
91 TO 135	4 Segments
136 TO 180	5 Segments

SHIPBOARD FIRE TRACKING

T#	Fire	Current Severity	T#	Fire	Current Severity

FIGHTING SHIPBOARD FIRES

NO DAMAGE CONTROL	
ROLL	EFECT ON FIRE
01-03	-20 from severity
04-12	-10 from severity
13-50	No change
51-85	+10 to severity
86-95	+30 to severity
96-00	+40 to severity

DAMAGE CONTROL	
ROLL	EFECT ON FIRE
01-05	Fire extinguished
06-15	-30 from severity
16-45	-20 from severity
46-75	-10 from severity
76-90	No change
91-00	+10 to severity

Musashi

BB **JAPAN** 1944 to 1944

2711-2 YAMATO Class

Displacement	62,315 ts	*Length*	840 ft	Mitsubishi, Nagasaki	
Complement	2500	*Beam*	121 ft	*Launched*	11/01/1940
Sunk 10/24/1944		*Draft*	34.1 ft	*Completed*	08/05/1942

SEEKRIEG 5

SHIP LOG SHEET

Version 2/16/2009



9 x 46cm/45 Type 94 — 68

Max ROF		Range		Shell Size/Weight	
1.7	sh/min	45,960 yds	91.9"	18.1"	3219.0 lbs.
Fire Control		FC Radar	+ 0	AP	SAP
2	1F3	None		COM	HE
AA	0.0	Level	S	Ammunition	100 rpg / 900

FIRE CONTROL TABLE								
T Kts	Short		Medium		Long		Extreme	
0 - 9	23	16	18	13	15	11	14	10
10 - 18	18	12	14	10	12	8	10	7
19 - 27	15	11	12	8	10	7	9	6
28 - 36	13	9	10	7	9	6	8	5
37 - 45	12	9	10	7	8	6	7	5

APCBC	PENETRATION TABLE													
Yds	2,000	4,000	6,000	8,000	10,000	12,000	15,000	18,000	21,000	24,000	27,000	30,000	33,000	36,000
ROF	3.4	3.4	3.4	3.4	3.4	3.4	3.4	3.2	2.8	2.5	2.2	2.0	1.8	1.6
Rge	S	S	S	S	S	M	M	M	M	M	L	L	L	L
H	0.5	1.1	1.7	2.2	2.8	3.3	3.9	4.3	4.7	5.1	5.6	6.3	7.4	9.2
V	32.8	31.2	29.7	28.2	26.7	25.3	23.3	21.5	19.8	18.4	17.2	16.0	15.0	14.1

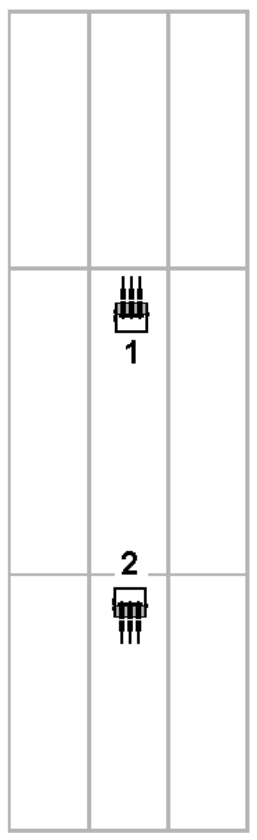

12 x 15.5cm/60 Type 3 — 18

Max ROF		Range		Shell Size/Weight	
5.0	sh/min	29,965 yds	59.9"	6.1"	123.2 lbs.
Fire Control		FC Radar	+ 0	AP	SAP
2	2F3	None		COM	HE
AA	2.7	Level	V	Ammunition	300 rpg / 3600

FIRE CONTROL TABLE								
T Kts	Short		Medium		Long		Extreme	
0 - 9	18	13	14	10	12	8	11	7
10 - 18	14	10	11	7	9	6	8	6
19 - 27	12	8	9	6	8	5	7	5
28 - 36	10	7	8	6	7	5	6	4
37 - 45	10	7	7	5	6	4	6	4

SAPBC	PENETRATION TABLE													
Yds	2,000	4,000	6,000	8,000	10,000	12,000	15,000	18,000	21,000	24,000	27,000	30,000	33,000	36,000
ROF	7.9	6.9	6.0	5.2	4.5	4.0	3.2	2.6	2.2	1.8	1.5	1.2		
Rge	S	S	S	S	M	M	M	L	L	E	E	E		
H	0.1	0.2	0.3	0.4	0.5	0.6	0.8	1.1	1.6	2.3	2.8	3.3		
V	12.5	10.8	9.3	7.9	6.5	5.4	4.0	3.2	2.7	2.1	1.6	0.6		

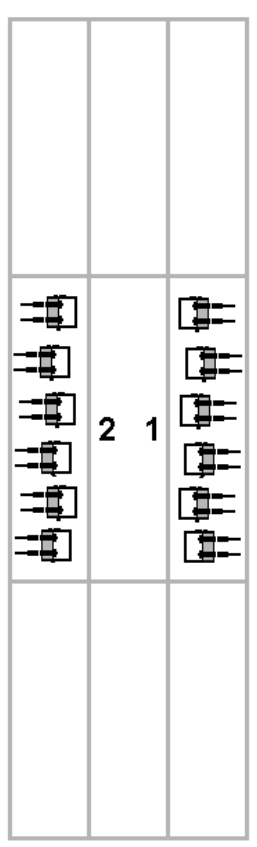

24 x 12.7cm/40 Type 89 — 13

Max ROF		Range		Shell Size/Weight	
12.0	sh/min	16,185 yds	32.4"	5.0"	51.7 lbs.
Fire Control		FC Radar	+ 0	AP	SAP
2	2F3	None		COM	HE
AA	2.7	Level	V	Ammunition	360 rpg / 8640

FIRE CONTROL TABLE								
T Kts	Short		Medium		Long		Extreme	
0 - 9	18	13	14	10	12	8	11	7
10 - 18	14	10	11	7	9	6	8	6
19 - 27	12	8	9	6	8	5	7	5
28 - 36	10	7	8	6	7	5	6	4
37 - 45	10	7	7	5	6	4	6	4

HE	PENETRATION TABLE													
Yds	2,000	4,000	6,000	8,000	10,000	12,000	15,000	18,000	21,000	24,000	27,000	30,000	33,000	36,000
ROF	7.6	6.2	5.0	4.0	3.3	2.7	2.0	1.6						
Rge	S	S	M	M	L	L	E	E						
H	0.1	0.2	0.3	0.4	0.5	0.8	1.4	1.8						
V	3.9	2.8	2.1	1.7	1.3	1.2	1.1	1.3						

Coal (ts)	0	Oil (ts)	6300	Radius (nm/kts)		Search Radar	ASW MORTARS/ATW	DEPTH CHARGES	
Engines	Kampon GT			16		No.13 Type 3 M1	0	Rack	0
Boilers	12 Kampon					No.22 M4	None	Ammo	0

Crew	Sea	BR	Targ Sz	Ops
			4	

AIRCRAFT

Aircraft	7	Catapult	2
E13A-1 Jake			0 1 31
203 kts	120 kts	28600 ft	

TORPEDOES

TT	0	Ammo	0
None			
Damage Class			
Settings			

MINES

0	

RAPID FIRE BATTERIES

RF1	115	25mm/60 Type 96				
Max Rg	7,440	14.9"	9	7		
Eff Rg	3,348	6.7"	13	10		
RF 5	Port	58	46	32	19	9
	Stbd	58	46	32	19	9
AA M	Port	234	187	129	77	35
	Stbd	234	187	129	77	35

RF2	None					
Max Rg						
Eff Rg						
RF 0	Port					
	Stbd					
AA	Port					
	Stbd					

RF3	None					
Max Rg						
Eff Rg						
RF	Port					
	Stbd					
AA	Port					
	Stbd					

Captain	

T#	BTTY	TARGET SHIP	SHELL	FCS	BR	H	RANGE	R	#RNDS	HITS

COPYRIGHT © Richard R. Sartore 2009

TIER	DP
1/70	454
2/80	907
3/75	1361
4/85	1814
5/80	2268
6/90	2676
7/85	3084
8/95	3492
9/90	3900
10	4308
10	4580

DP	4535
KTS	27

Engine Rm	4	27	24	16	5	0	0
Prop/Shaft	4	27	23	14	4	0	0
Boiler Rm	10	27	27	25	23	20	17
			13	8	4	1	0

Standard Turn	
45	
Emergency Turn	
90	

Target Sz	
4	
Searchlights	
Port	Stbd

Speed	00-21 kt	22+ kt				
Increase	4.0	1.0				

Crew

Bridge Command Rating	Flag Command Rating	Damage Control (DCR)
		11

Fuel Code	

Musashi

ARMOR	0.84	Actual
1H DECK	9.3	11.1
2H TURRET	8.9	10.6
3H SUPERSTR	5.7	6.8
4V CON	16.5	19.7
5V BELT MID	14.1	16.8
6V BELT END	11.9	14.2
7V BARBETTE	18.2	21.7
8V TURRET	21.5	25.6
9V SUPERSTR	8.2	9.8

T#	DE #	SEVERITY	DESCRIPTION

1	2	3	4	5	6	7	8	9	10	11	12	13	14	15	16	17	18	19	20	CODE	ORDER
																				AF	Obey signals from Flagship
																				AI	Independent Action
																				AX	Battle Stations!
																				AA	Abandon ship!
																				AZ	Strike colors
COURSE AND SPEED																					
																				CA	Midships steady
																				CP #	Alter course to PORT
																				CS #	Alter course to STARBOARD
																				SF	Ahead full
																				SR#	Revolutions for # knots
																				SA	Full astern
																				SS	All stop
ILLUMINATION AND EVASION																					
																				EX	Evasive action
																				KX	Lay smoke
																				IS ##	Illuminate using starshell
																				IL #	Illuminate using searchlight
TORPEDO AND AIRCRAFT																					
																				TR (X)	Prepare to launch torpedoes to (X)
																				TL (X)	Launch torpedoes to (X)
																				VL	Prepare to launch aircraft
																				VX	Launch aircraft
PRIMARY BATTERY																					
																				B1D	Directed fire as range permits
																				B1V	Coordinated fire
																				B1L	Local control as range permits
																				B1P	Split fire
																				B1C	Change target
																				B1B	Barrage fire as range permits
SECONDARY BATTERY																					
																				B2D	Directed fire as range permits
																				B2L	Local control as range permits
																				B2P	Split fire
																				B2C	Change target
																				B2B	Barrage fire as range permits
TERTIARY AND RF BATTERY																					
																				B3D	Directed fire as range permits
																				B3L	Local Control as range permits
																				B3P	Split fire
																				B3C	Change target
																				R5B	Barrage fire as range permits
																				R6B	Barrage fire as range permits
																				R7B	Barrage fire as range permits

LOSS OF SPEED DURING TURNS

KTS	4	6	8	10	12	14	16	18	20	22	24	26	28	30	32	34	36	38	40
STD	3.0	4.5	6.0	7.5	9.0	10.5	12.0	13.5	15.0	16.5	18.0	19.5	21.0	22.5	24.0	25.5	27.0	28.5	30.0
E/EA	NA	NA	NA	NA	6.0	7.0	8.0	9.0	10.0	11.0	12.0	13.0	14.0	15.0	16.0	17.0	18.0	19.0	20.0

TURNING SEGMENTS

DEG OF TURN	SEGMENTS
TO 15	2 Segments*
16 TO 45	2 Segments
46 TO 90	3 Segments
91 TO 135	4 Segments
136 TO 180	5 Segments

SHIPBOARD FIRE TRACKING

T#	Fire	Current Severity	T#	Fire	Current Severity

FIGHTING SHIPBOARD FIRES

NO DAMAGE CONTROL	
ROLL	EFECT ON FIRE
01-03	-20 from severity
04-12	-10 from severity
13-50	No change
51-85	+10 to severity
86-95	+30 to severity
96-00	+40 to severity

DAMAGE CONTROL	
ROLL	EFECT ON FIRE
01-05	Fire extinguished
06-15	-30 from severity
16-45	-20 from severity
46-75	-10 from severity
76-90	No change
91-00	+10 to severity

Yamato

BB JAPAN 1941 to 1943

1010-0 YAMATO Class

Displacement	62,315 ts	*Length*	840 ft	Kure Navy Yard	
Complement	2500	*Beam*	121 ft	*Launched*	08/08/1940
Sunk 04/07/1945		*Draft*	34.1 ft	*Completed*	12/16/1941

SEEKRIEG 5

SHIP LOG SHEET

Version 2/16/2009

9 x 46cm/45 Type 94

68

Max ROF	Range	Shell Size/Weight
1.7 sh/min	45,960 yds 91.9"	18.1" 3219.0 lbs.

Fire Control	FC Radar	+ 0
2	None	1F3

AP	SAP
COM	HE

AA	0.0	Level	S	Ammunition	100 rpg	900

FIRE CONTROL TABLE								
T Kts	Short		Medium		Long		Extreme	
0 - 9	23	16	18	13	15	11	14	10
10 - 18	18	12	14	10	12	8	10	7
19 - 27	15	11	12	8	10	7	9	6
28 - 36	13	9	10	7	9	6	8	5
37 - 45	12	9	10	7	8	6	7	5

APCBC	PENETRATION TABLE													
Yds	2,000	4,000	6,000	8,000	10,000	12,000	15,000	18,000	21,000	24,000	27,000	30,000	33,000	36,000
ROF	3.4	3.4	3.4	3.4	3.4	3.4	3.4	3.2	2.8	2.5	2.2	2.0	1.8	1.6
Rge	S	S	S	S	S	M	M	M	M	M	L	L	L	L
H	0.5	1.1	1.7	2.2	2.8	3.3	3.9	4.3	4.7	5.1	5.6	6.3	7.4	9.2
V	32.8	31.2	29.7	28.2	26.7	25.3	23.3	21.5	19.8	18.4	17.2	16.0	15.0	14.1

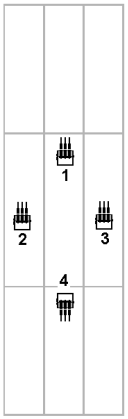

12 x 15.5cm/60 Type 3

18

Max ROF	Range	Shell Size/Weight
5.0 sh/min	29,965 yds 59.9"	6.1" 123.2 lbs.

Fire Control	FC Radar	+ 0
2	None	2F3

AP	SAP
COM	HE

AA	2.7	Level	V	Ammunition	300 rpg	3600

FIRE CONTROL TABLE								
T Kts	Short		Medium		Long		Extreme	
0 - 9	18	13	14	10	12	8	11	7
10 - 18	14	10	11	7	9	6	8	6
19 - 27	12	8	9	6	8	5	7	5
28 - 36	10	7	8	6	7	5	6	4
37 - 45	10	7	7	5	6	4	6	4

SAPBC	PENETRATION TABLE													
Yds	2,000	4,000	6,000	8,000	10,000	12,000	15,000	18,000	21,000	24,000	27,000	30,000	33,000	36,000
ROF	7.9	6.9	6.0	5.2	4.5	4.0	3.2	2.6	2.2	1.8	1.5	1.2		
Rge	S	S	S	S	M	M	M	L	L	E	E	E		
H	0.1	0.2	0.3	0.4	0.5	0.6	0.8	1.1	1.6	2.3	2.8	3.3		
V	12.5	10.8	9.3	7.9	6.5	5.4	4.0	3.2	2.7	2.1	1.6	0.6		

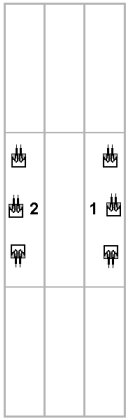

12 x 12.7cm/40 Type 89

13

Max ROF	Range	Shell Size/Weight
12.0 sh/min	16,185 yds 32.4"	5.0" 51.7 lbs.

Fire Control	FC Radar	+ 0
2	None	2F3

AP	SAP
COM	HE

AA	2.7	Level	V	Ammunition	360 rpg	4320

FIRE CONTROL TABLE								
T Kts	Short		Medium		Long		Extreme	
0 - 9	18	13	14	10	12	8	11	7
10 - 18	14	10	11	7	9	6	8	6
19 - 27	12	8	9	6	8	5	7	5
28 - 36	10	7	8	6	7	5	6	4
37 - 45	10	7	7	5	6	4	6	4

HE	PENETRATION TABLE													
Yds	2,000	4,000	6,000	8,000	10,000	12,000	15,000	18,000	21,000	24,000	27,000	30,000	33,000	36,000
ROF	7.6	6.2	5.0	4.0	3.3	2.7	2.0	1.6						
Rge	S	S	M	M	L	L	E	E						
H	0.1	0.2	0.3	0.4	0.5	0.8	1.4	1.8						
V	3.9	2.8	2.1	1.7	1.3	1.2	1.1	1.3						

Coal (ts)	0	Oil (ts)	6300
Engines	Kampon GT		
Boilers	12 Kampon		

Radius (nm/kts)	
16	

Search Radar
None
None

ASW MORTARS/ATW			DEPTH CHARGES			
0			Rack	0		
None			Ammo	0		

Crew	Sea	BR	Targ Sz	Ops
			4	

AIRCRAFT

Aircraft	7			Catapult	2	

E13A-1 Jake	0	1	31
203 kts	120 kts	28600 ft	

TORPEDOES

TT	0	Ammo	0

None

Damage Class

Settings

MINES

0			

RAPID FIRE BATTERIES

RF1 24 **25mm/60 Type 96**

Max Rg	7,440	14.9"	9	7
Eff Rg	3,348	6.7"	13	10

RF						
5	Port	12	10	7	4	2
	Stbd	12	10	7	4	2
AA	Port	49	39	27	16	7
M	Stbd	49	39	27	16	7

RF2 None

Max Rg

Eff Rg

RF						
0	Port					
	Stbd					
AA	Port					
	Stbd					

RF3 None

Max Rg

Eff Rg

RF						
	Port					
	Stbd					
AA	Port					
	Stbd					

Captain

T#	BTTY	TARGET SHIP	SHELL	FCS	BR	H	RANGE	R	#RNDS	HITS

COPYRIGHT © Richard R. Sartore 2009

TIER	DP
1/70	454
2/80	907
3/75	1361
4/85	1814
5/80	2268
6/90	2676
7/85	3084
8/95	3492
9/90	3900
10	4308
10	4580

DP	4535
KTS	27

Engine Rm	4	27	24	16	5	0	0
Prop/Shaft	4	27	23	14	4	0	0
Boiler Rm	10	27	27	25	23	20	17
			13	8	4	1	0

Standard Turn	
45	
Emergency Turn	
90	

Target Sz	
4	
Searchlights	
Port	Stbd

Speed	00-21 kt	22+ kt				
Increase	4.0	1.0				

Crew

Bridge Command Rating	Flag Command Rating	Damage Control (DCR)
		11

Fuel Code	

ARMOR	0.84	Actual
1H DECK	9.3	11.1
2H TURRET	8.9	10.6
3H SUPERSTR	5.7	6.8
4V CON	16.5	19.7
5V BELT MID	14.1	16.8
6V BELT END	11.9	14.2
7V BARBETTE	18.2	21.7
8V TURRET	21.5	25.6
9V SUPERSTR	8.2	9.8

Yamato

T#	DE #	SEVERITY	DESCRIPTION

1	2	3	4	5	6	7	8	9	10	11	12	13	14	15	16	17	18	19	20	CODE	ORDER
																				AF	Obey signals from Flagship
																				AI	Independent Action
																				AX	Battle Stations!
																				AA	Abandon ship!
																				AZ	Strike colors
COURSE AND SPEED																					
																				CA	Midships steady
																				CP #	Alter course to PORT
																				CS #	Alter course to STARBOARD
																				SF	Ahead full
																				SR#	Revolutions for # knots
																				SA	Full astern
																				SS	All stop
ILLUMINATION AND EVASION																					
																				EX	Evasive action
																				KX	Lay smoke
																				IS ##	Illuminate using starshell
																				IL #	Illuminate using searchlight
TORPEDO AND AIRCRAFT																					
																				TR (X)	Prepare to launch torpedoes to (X)
																				TL (X)	Launch torpedoes to (X)
																				VL	Prepare to launch aircraft
																				VX	Launch aircraft
PRIMARY BATTERY																					
																				B1D	Directed fire as range permits
																				B1V	Coordinated fire
																				B1L	Local control as range permits
																				B1P	Split fire
																				B1C	Change target
																				B1B	Barrage fire as range permits
SECONDARY BATTERY																					
																				B2D	Directed fire as range permits
																				B2L	Local control as range permits
																				B2P	Split fire
																				B2C	Change target
																				B2B	Barrage fire as range permits
TERTIARY AND RF BATTERY																					
																				B3D	Directed fire as range permits
																				B3L	Local Control as range permits
																				B3P	Split fire
																				B3C	Change target
																				R5B	Barrage fire as range permits
																				R6B	Barrage fire as range permits
																				R7B	Barrage fire as range permits

LOSS OF SPEED DURING TURNS

KTS	4	6	8	10	12	14	16	18	20	22	24	26	28	30	32	34	36	38	40
STD	3.0	4.5	6.0	7.5	9.0	10.5	12.0	13.5	15.0	16.5	18.0	19.5	21.0	22.5	24.0	25.5	27.0	28.5	30.0
E/EA	NA	NA	NA	NA	6.0	7.0	8.0	9.0	10.0	11.0	12.0	13.0	14.0	15.0	16.0	17.0	18.0	19.0	20.0

TURNING SEGMENTS

DEG OF TURN	SEGMENTS
TO 15	2 Segments*
16 TO 45	2 Segments
46 TO 90	3 Segments
91 TO 135	4 Segments
136 TO 180	5 Segments

SHIPBOARD FIRE TRACKING

T#	Fire	Current Severity					T#	Fire	Current Severity				

FIGHTING SHIPBOARD FIRES

NO DAMAGE CONTROL	
ROLL	EFECT ON FIRE
01-03	-20 from severity
04-12	-10 from severity
13-50	No change
51-85	+10 to severity
86-95	+30 to severity
96-00	+40 to severity

DAMAGE CONTROL	
ROLL	EFECT ON FIRE
01-05	Fire extinguished
06-15	-30 from severity
16-45	-20 from severity
46-75	-10 from severity
76-90	No change
91-00	+10 to severity

Yamato

BB **JAPAN** 1943 to 1944

1010-1 YAMATO Class

Displacement	62,315 ts	*Length*	840 ft	Kure Navy Yard	
Complement	2500	*Beam*	121 ft	*Launched*	08/08/1940
Sunk 04/07/1945		*Draft*	34.1 ft	*Completed*	12/16/1941

SEEKRIEG 5

SHIP LOG SHEET

Version 2/16/2009



9 x 46cm/45 Type 94 — 68

Max ROF		Range		Shell Size/Weight	
1.7	sh/min	45,960 yds	91.9"	18.1"	3219.0 lbs.
Fire Control		FC Radar	+ 0	AP	SAP
2	1F3	None		COM	HE
AA 0.0	Level S	Ammunition	100 rpg	900	

FIRE CONTROL TABLE

T Kts	Short		Medium		Long		Extreme	
0 - 9	23	16	18	13	15	11	14	10
10 - 18	18	12	14	10	12	8	10	7
19 - 27	15	11	12	8	10	7	9	6
28 - 36	13	9	10	7	9	6	8	5
37 - 45	12	9	10	7	8	6	7	5

APCBC — PENETRATION TABLE

Yds	2,000	4,000	6,000	8,000	10,000	12,000	15,000	18,000	21,000	24,000	27,000	30,000	33,000	36,000
ROF	3.4	3.4	3.4	3.4	3.4	3.4	3.4	3.2	2.8	2.5	2.2	2.0	1.8	1.6
Rge	S	S	S	S	S	M	M	M	M	M	L	L	L	L
H	0.5	1.1	1.7	2.2	2.8	3.3	3.9	4.3	4.7	5.1	5.6	6.3	7.4	9.2
V	32.8	31.2	29.7	28.2	26.7	25.3	23.3	21.5	19.8	18.4	17.2	16.0	15.0	14.1

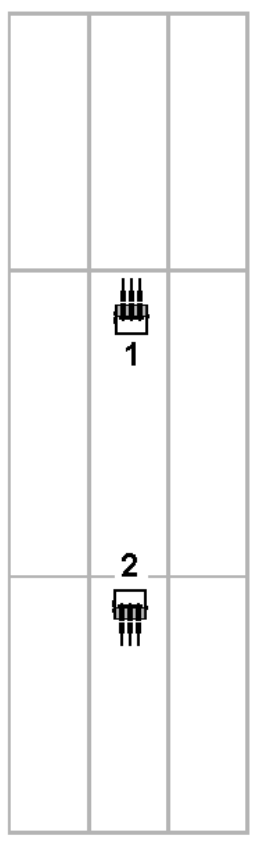

12 x 15.5cm/60 Type 3 — 18

Max ROF		Range		Shell Size/Weight	
5.0	sh/min	29,965 yds	59.9"	6.1"	123.2 lbs.
Fire Control		FC Radar	+ 0	AP	SAP
2	2F3	None		COM	HE
AA 2.7	Level V	Ammunition	300 rpg	3600	

FIRE CONTROL TABLE

T Kts	Short		Medium		Long		Extreme	
0 - 9	18	13	14	10	12	8	11	7
10 - 18	14	10	11	7	9	6	8	6
19 - 27	12	8	9	6	8	5	7	5
28 - 36	10	7	8	6	7	5	6	4
37 - 45	10	7	7	5	6	4	6	4

SAPBC — PENETRATION TABLE

Yds	2,000	4,000	6,000	8,000	10,000	12,000	15,000	18,000	21,000	24,000	27,000	30,000	33,000	36,000
ROF	7.9	6.9	6.0	5.2	4.5	4.0	3.2	2.6	2.2	1.8	1.5	1.2		
Rge	S	S	S	S	M	M	M	L	L	E	E	E		
H	0.1	0.2	0.3	0.4	0.5	0.6	0.8	1.1	1.6	2.3	2.8	3.3		
V	12.5	10.8	9.3	7.9	6.5	5.4	4.0	3.2	2.7	2.1	1.6	0.6		

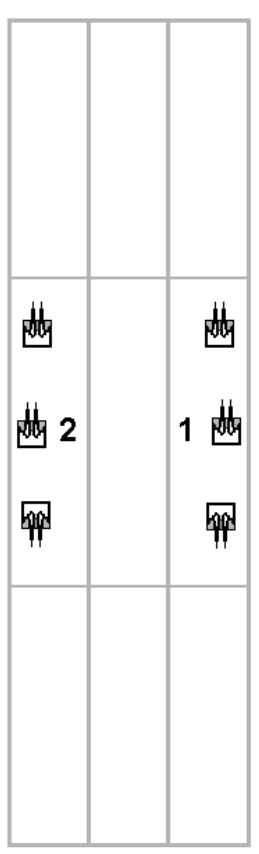

12 x 12.7cm/40 Type 89 — 13

Max ROF		Range		Shell Size/Weight	
12.0	sh/min	16,185 yds	32.4"	5.0"	51.7 lbs.
Fire Control		FC Radar	+ 0	AP	SAP
2	2F3	None		COM	HE
AA 2.7	Level V	Ammunition	360 rpg	4320	

FIRE CONTROL TABLE

T Kts	Short		Medium		Long		Extreme	
0 - 9	18	13	14	10	12	8	11	7
10 - 18	14	10	11	7	9	6	8	6
19 - 27	12	8	9	6	8	5	7	5
28 - 36	10	7	8	6	7	5	6	4
37 - 45	10	7	7	5	6	4	6	4

HE — PENETRATION TABLE

Yds	2,000	4,000	6,000	8,000	10,000	12,000	15,000	18,000	21,000	24,000	27,000	30,000	33,000	36,000
ROF	7.6	6.2	5.0	4.0	3.3	2.7	2.0	1.6						
Rge	S	S	M	M	L	L	E	E						
H	0.1	0.2	0.3	0.4	0.5	0.8	1.4	1.8						
V	3.9	2.8	2.1	1.7	1.3	1.2	1.1	1.3						

Coal (ts)	0	Oil (ts)	6300	Radius (nm/kts)		Search Radar	ASW MORTARS/ATW	DEPTH CHARGES	
Engines	Kampon GT			16		No.21 Type 2 M2	0	Rack	0
Boilers	12 Kampon					None	None	Ammo	0

Crew	Sea	BR	Targ Sz	Ops
			4	

AIRCRAFT

Aircraft	7	Catapult	2
E13A-1 Jake		0 1	31
203 kts	120 kts	28600 ft	

TORPEDOES

TT	0	Ammo	0

None

Damage Class

Settings

MINES

0

RAPID FIRE BATTERIES

RF1	54	25mm/60 Type 96			
Max Rg	7,440	14.9"	9	7	
Eff Rg	3,348	6.7"	13	10	
RF 5	Port	27	22	15	9	4
	Stbd	27	22	15	9	4
AA M	Port	110	88	60	36	16
	Stbd	110	88	60	36	16

RF2	None		
Max Rg			
Eff Rg			
RF 0	Port		
	Stbd		
AA	Port		
	Stbd		

RF3	None		
Max Rg			
Eff Rg			
RF	Port		
	Stbd		
AA	Port		
	Stbd		

Captain

Radar installed 9/1943

T#	BTTY	TARGET SHIP	SHELL	FCS	BR	H	RANGE	R	#RNDS	HITS

COPYRIGHT © Richard R. Sartore 2009

TIER	DP
1/70	454
2/80	907
3/75	1361
4/85	1814
5/80	2268
6/90	2676
7/85	3084
8/95	3492
9/90	3900
10	4308
10	4580

DP	4535
KTS	27

Engine Rm	4	27	24	16	5	0	0
Prop/Shaft	4	27	23	14	4	0	0
Boiler Rm	10	27	27	25	23	20	17
			13	8	4	1	0

Standard Turn	
45	
Emergency Turn	
90	

Target Sz	
4	
Searchlights	
Port	Stbd

Speed	00-21 kt	22+ kt				
Increase	4.0	1.0				

Crew

Bridge Command Rating	Flag Command Rating	Damage Control (DCR)
		11

Fuel Code	

ARMOR	0.84	Actual
1H DECK	9.3	11.1
2H TURRET	8.9	10.6
3H SUPERSTR	5.7	6.8
4V CON	16.5	19.7
5V BELT MID	14.1	16.8
6V BELT END	11.9	14.2
7V BARBETTE	18.2	21.7
8V TURRET	21.5	25.6
9V SUPERSTR	8.2	9.8

Yamato

T#	DE #	SEVERITY	DESCRIPTION

1	2	3	4	5	6	7	8	9	10	11	12	13	14	15	16	17	18	19	20	CODE	ORDER
																				AF	Obey signals from Flagship
																				AI	Independent Action
																				AX	Battle Stations!
																				AA	Abandon ship!
																				AZ	Strike colors
COURSE AND SPEED																					
																				CA	Midships steady
																				CP #	Alter course to PORT
																				CS #	Alter course to STARBOARD
																				SF	Ahead full
																				SR#	Revolutions for # knots
																				SA	Full astern
																				SS	All stop
ILLUMINATION AND EVASION																					
																				EX	Evasive action
																				KX	Lay smoke
																				IS ##	Illuminate using starshell
																				IL #	Illuminate using searchlight
TORPEDO AND AIRCRAFT																					
																				TR (X)	Prepare to launch torpedoes to (X)
																				TL (X)	Launch torpedoes to (X)
																				VL	Prepare to launch aircraft
																				VX	Launch aircraft
PRIMARY BATTERY																					
																				B1D	Directed fire as range permits
																				B1V	Coordinated fire
																				B1L	Local control as range permits
																				B1P	Split fire
																				B1C	Change target
																				B1B	Barrage fire as range permits
SECONDARY BATTERY																					
																				B2D	Directed fire as range permits
																				B2L	Local control as range permits
																				B2P	Split fire
																				B2C	Change target
																				B2B	Barrage fire as range permits
TERTIARY AND RF BATTERY																					
																				B3D	Directed fire as range permits
																				B3L	Local Control as range permits
																				B3P	Split fire
																				B3C	Change target
																				R5B	Barrage fire as range permits
																				R6B	Barrage fire as range permits
																				R7B	Barrage fire as range permits

LOSS OF SPEED DURING TURNS

KTS	4	6	8	10	12	14	16	18	20	22	24	26	28	30	32	34	36	38	40
STD	3.0	4.5	6.0	7.5	9.0	10.5	12.0	13.5	15.0	16.5	18.0	19.5	21.0	22.5	24.0	25.5	27.0	28.5	30.0
E/EA	NA	NA	NA	NA	6.0	7.0	8.0	9.0	10.0	11.0	12.0	13.0	14.0	15.0	16.0	17.0	18.0	19.0	20.0

TURNING SEGMENTS

DEG OF TURN	SEGMENTS
TO 15	2 Segments*
16 TO 45	2 Segments
46 TO 90	3 Segments
91 TO 135	4 Segments
136 TO 180	5 Segments

SHIPBOARD FIRE TRACKING

T#	Fire	Current Severity					T#	Fire	Current Severity				

FIGHTING SHIPBOARD FIRES

NO DAMAGE CONTROL	
ROLL	EFECT ON FIRE
01-03	-20 from severity
04-12	-10 from severity
13-50	No change
51-85	+10 to severity
86-95	+30 to severity
96-00	+40 to severity

DAMAGE CONTROL	
ROLL	EFECT ON FIRE
01-05	Fire extinguished
06-15	-30 from severity
16-45	-20 from severity
46-75	-10 from severity
76-90	No change
91-00	+10 to severity

Yamato

BB JAPAN 1944 to 1945

1010-2 YAMATO Class

Displacement	62,315 ts	*Length*	840 ft	Kure Navy Yard	
Complement	2500	*Beam*	121 ft	*Launched*	08/08/1940
Sunk 04/07/1945		*Draft*	34.1 ft	*Completed*	12/16/1941

SEEKRIEG 5

SHIP LOG SHEET

Version 2/16/2009

9 x 46cm/45 Type 94

68

Max ROF	Range	Shell Size/Weight
1.7 sh/min	45,960 yds 91.9"	18.1" 3219.0 lbs.

Fire Control	FC Radar	+ 0	AP	SAP
2	None		COM	HE
1F3				

AA	0.0	Level	S	Ammunition	100 rpg	900

FIRE CONTROL TABLE								
T Kts	Short		Medium		Long		Extreme	
0 - 9	23	16	18	13	15	11	14	10
10 - 18	18	12	14	10	12	8	10	7
19 - 27	15	11	12	8	10	7	9	6
28 - 36	13	9	10	7	9	6	8	5
37 - 45	12	9	10	7	8	6	7	5

APCBC

PENETRATION TABLE														
Yds	2,000	4,000	6,000	8,000	10,000	12,000	15,000	18,000	21,000	24,000	27,000	30,000	33,000	36,000
ROF	3.4	3.4	3.4	3.4	3.4	3.4	3.4	3.2	2.8	2.5	2.2	2.0	1.8	1.6
Rge	S	S	S	S	S	M	M	M	M	M	L	L	L	L
H	0.5	1.1	1.7	2.2	2.8	3.3	3.9	4.3	4.7	5.1	5.6	6.3	7.4	9.2
V	32.8	31.2	29.7	28.2	26.7	25.3	23.3	21.5	19.8	18.4	17.2	16.0	15.0	14.1

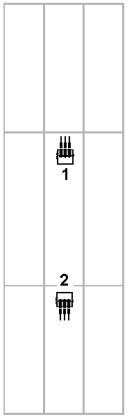

12 x 15.5cm/60 Type 3

18

Max ROF	Range	Shell Size/Weight
5.0 sh/min	29,965 yds 59.9"	6.1" 123.2 lbs.

Fire Control	FC Radar	+ 0	AP	SAP
2	None		COM	HE
2F3				

AA	2.7	Level	V	Ammunition	300 rpg	3600

FIRE CONTROL TABLE								
T Kts	Short		Medium		Long		Extreme	
0 - 9	18	13	14	10	12	8	11	7
10 - 18	14	10	11	7	9	6	8	6
19 - 27	12	8	9	6	8	5	7	5
28 - 36	10	7	8	6	7	5	6	4
37 - 45	10	7	7	5	6	4	6	4

SAPBC

PENETRATION TABLE														
Yds	2,000	4,000	6,000	8,000	10,000	12,000	15,000	18,000	21,000	24,000	27,000	30,000	33,000	36,000
ROF	7.9	6.9	6.0	5.2	4.5	4.0	3.2	2.6	2.2	1.8	1.5	1.2		
Rge	S	S	S	S	M	M	M	L	L	E	E	E		
H	0.1	0.2	0.3	0.4	0.5	0.6	0.8	1.1	1.6	2.3	2.8	3.3		
V	12.5	10.8	9.3	7.9	6.5	5.4	4.0	3.2	2.7	2.1	1.6	0.6		

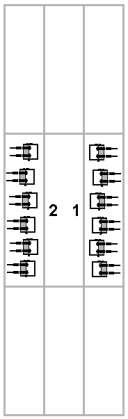

24 x 12.7cm/40 Type 89

13

Max ROF	Range	Shell Size/Weight
12.0 sh/min	16,185 yds 32.4"	5.0" 51.7 lbs.

Fire Control	FC Radar	+ 0	AP	SAP
2	None		COM	HE
2F3				

AA	2.7	Level	V	Ammunition	360 rpg	8640

FIRE CONTROL TABLE								
T Kts	Short		Medium		Long		Extreme	
0 - 9	18	13	14	10	12	8	11	7
10 - 18	14	10	11	7	9	6	8	6
19 - 27	12	8	9	6	8	5	7	5
28 - 36	10	7	8	6	7	5	6	4
37 - 45	10	7	7	5	6	4	6	4

HE

PENETRATION TABLE														
Yds	2,000	4,000	6,000	8,000	10,000	12,000	15,000	18,000	21,000	24,000	27,000	30,000	33,000	36,000
ROF	7.6	6.2	5.0	4.0	3.3	2.7	2.0	1.6						
Rge	S	S	M	M	L	L	E	E						
H	0.1	0.2	0.3	0.4	0.5	0.8	1.4	1.8						
V	3.9	2.8	2.1	1.7	1.3	1.2	1.1	1.3						

Coal (ts)	0	Oil (ts)	6300	Radius (nm/kts)		Search Radar	ASW MORTARS/ATW			DEPTH CHARGES			
Engines	Kampon GT			16		No.13 Type 3 M1	0			Rack	0		
Boilers	12 Kampon					No.22 M4	None			Ammo	0		

Crew	Sea	BR	Targ Sz	Ops
			4	

AIRCRAFT

Aircraft	7			Catapult	2	
E13A-1 Jake				0	1	31
203 kts	120 kts	28600 ft				

TORPEDOES

TT	0	Ammo	0

None

Damage Class

Settings

MINES

0

RAPID FIRE BATTERIES

RF1	113	25mm/60 Type 96			
Max Rg	7,440	14.9"	9	7	
Eff Rg	3,348	6.7"	13	10	

RF						
5	Port	57	45	31	19	8
	Stbd	57	45	31	19	8
AA	Port	230	184	126	76	34
M	Stbd	230	184	126	76	34

RF2		None
Max Rg		
Eff Rg		

RF							
0	Port						
	Stbd						
AA	Port						
	Stbd						

RF3		None
Max Rg		
Eff Rg		

RF							
	Port						
	Stbd						
AA	Port						
	Stbd						

Captain

T#	BTTY	TARGET SHIP	SHELL	FCS	BR	H	RANGE	R	#RNDS	HITS

COPYRIGHT © Richard R. Sartore 2009

TIER	DP
1/70	454
2/80	907
3/75	1361
4/85	1814
5/80	2268
6/90	2676
7/85	3084
8/95	3492
9/90	3900
10	4308
10	4580

DP	4535
KTS	27

Engine Rm	4	27	24	16	5	0	0
Prop/Shaft	4	27	23	14	4	0	0
Boiler Rm	10	27	27	25	23	20	17
			13	8	4	1	0

Standard Turn	
45	
Emergency Turn	
90	

Target Sz	
4	
Searchlights	
Port	Stbd

Speed	00-21 kt	22+ kt				
Increase	4.0	1.0				

Crew

Bridge Command Rating	Flag Command Rating	Damage Control (DCR)
		11

Fuel Code	

ARMOR	0.84	Actual
1H DECK	9.3	11.1
2H TURRET	8.9	10.6
3H SUPERSTR	5.7	6.8
4V CON	16.5	19.7
5V BELT MID	14.1	16.8
6V BELT END	11.9	14.2
7V BARBETTE	18.2	21.7
8V TURRET	21.5	25.6
9V SUPERSTR	8.2	9.8

Yamato

T#	DE #	SEVERITY	DESCRIPTION

1	2	3	4	5	6	7	8	9	10	11	12	13	14	15	16	17	18	19	20	CODE	ORDER
																				AF	Obey signals from Flagship
																				AI	Independent Action
																				AX	Battle Stations!
																				AA	Abandon ship!
																				AZ	Strike colors
COURSE AND SPEED																					
																				CA	Midships steady
																				CP #	Alter course to PORT
																				CS #	Alter course to STARBOARD
																				SF	Ahead full
																				SR#	Revolutions for # knots
																				SA	Full astern
																				SS	All stop
ILLUMINATION AND EVASION																					
																				EX	Evasive action
																				KX	Lay smoke
																				IS ##	Illuminate using starshell
																				IL #	Illuminate using searchlight
TORPEDO AND AIRCRAFT																					
																				TR (X)	Prepare to launch torpedoes to (X)
																				TL (X)	Launch torpedoes to (X)
																				VL	Prepare to launch aircraft
																				VX	Launch aircraft
PRIMARY BATTERY																					
																				B1D	Directed fire as range permits
																				B1V	Coordinated fire
																				B1L	Local control as range permits
																				B1P	Split fire
																				B1C	Change target
																				B1B	Barrage fire as range permits
SECONDARY BATTERY																					
																				B2D	Directed fire as range permits
																				B2L	Local control as range permits
																				B2P	Split fire
																				B2C	Change target
																				B2B	Barrage fire as range permits
TERTIARY AND RF BATTERY																					
																				B3D	Directed fire as range permits
																				B3L	Local Control as range permits
																				B3P	Split fire
																				B3C	Change target
																				R5B	Barrage fire as range permits
																				R6B	Barrage fire as range permits
																				R7B	Barrage fire as range permits

LOSS OF SPEED DURING TURNS

KTS	4	6	8	10	12	14	16	18	20	22	24	26	28	30	32	34	36	38	40
STD	3.0	4.5	6.0	7.5	9.0	10.5	12.0	13.5	15.0	16.5	18.0	19.5	21.0	22.5	24.0	25.5	27.0	28.5	30.0
E/EA	NA	NA	NA	NA	6.0	7.0	8.0	9.0	10.0	11.0	12.0	13.0	14.0	15.0	16.0	17.0	18.0	19.0	20.0

TURNING SEGMENTS

DEG OF TURN	SEGMENTS
TO 15	2 Segments*
16 TO 45	2 Segments
46 TO 90	3 Segments
91 TO 135	4 Segments
136 TO 180	5 Segments

SHIPBOARD FIRE TRACKING

T#	Fire	Current Severity					T#	Fire	Current Severity				

FIGHTING SHIPBOARD FIRES

NO DAMAGE CONTROL	
ROLL	EFECT ON FIRE
01-03	-20 from severity
04-12	-10 from severity
13-50	No change
51-85	+10 to severity
86-95	+30 to severity
96-00	+40 to severity

DAMAGE CONTROL	
ROLL	EFECT ON FIRE
01-05	Fire extinguished
06-15	-30 from severity
16-45	-20 from severity
46-75	-10 from severity
76-90	No change
91-00	+10 to severity