Fuso

BB JAPAN 1915 to 1922

2708-0 FUSO Class

Displacement	29,326 ts	*Length*	665 ft	Kure Navy Yard	
Complement	1193	*Beam*	94 ft	*Launched*	03/28/1914
Sunk 10/25/1944		*Draft*	28 ft	*Completed*	11/08/1915

SEEKRIEG 5

SHIP LOG SHEET

Version 3/6/2009

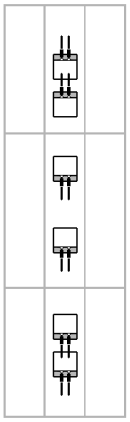

12 x 36cm/45 Types 43,41

49

Max ROF	Range	Shell Size/Weight
1.8 sh/min	23,917 yds 47.8"	14.0" 1400.0 lbs.

Fire Control			FC Radar	+ 0	AP	SAP
2		1Q2	None		COM	HE

AA	0.0	Level	S	Ammunition	90 rpg	1080

FIRE CONTROL TABLE

T Kts	Short		Medium		Long		Extreme	
0 - 9	14	9	9	6	7	4	6	4
10 - 18	10	6	7	4	5	3	4	3
19 - 27	8	5	5	3	4	3	3	2
28 - 36	7	4	5	3	3	2	3	2
37 - 45	6	4	4	3	3	2	3	2

APC — PENETRATION TABLE

Yds	2,000	4,000	6,000	8,000	10,000	12,000	15,000	18,000	21,000	24,000	27,000	30,000	33,000	36,000
ROF	3.6	3.6	3.6	3.6	3.6	3.6	3.1	2.6	2.2	1.8				
Rge	S	S	S	S	M	M	M	L	L	L				
H	0.5	1.0	1.3	1.6	1.9	2.1	2.4	3.0	4.0	5.6				
V	22.2	19.6	17.3	15.1	13.2	11.6	9.6	7.3	6.9	6.6				

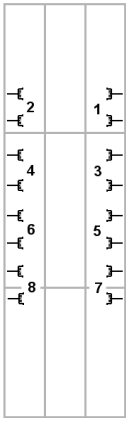

16 x 15cm/50 41st Year

16

Max ROF	Range	Shell Size/Weight
5.0 sh/min	13,360 yds 26.7"	6.0" 100.0 lbs.

Fire Control			FC Radar	+ 0	AP	SAP
2		2Q2	None		COM	HE

AA	0.0	Level	S	Ammunition	200 rpg	3200

FIRE CONTROL TABLE

T Kts	Short		Medium		Long		Extreme	
0 - 9	11	7	7	5	5	3	4	3
10 - 18	8	5	5	3	4	2	3	2
19 - 27	6	4	4	3	3	2	3	2
28 - 36	5	3	4	2	3	2	2	1
37 - 45	5	3	3	2	2	2	2	1

AP — PENETRATION TABLE

Yds	2,000	4,000	6,000	8,000	10,000	12,000	15,000	18,000	21,000	24,000	27,000	30,000	33,000	36,000
ROF	7.8	6.5	5.3	4.3	3.5	2.9	2.6							
Rge	S	S	S	M	M	L	L							
H	0.1	0.3	0.4	0.5	0.6	0.9	1.2							
V	4.8	3.5	2.5	2.0	1.7	1.6	1.5							

Coal (ts)	5022	Oil (ts)	1026	Radius (nm/kts)		Search Radar	ASW MORTARS/ATW			DEPTH CHARGES			
Engines	Brown-Curtis GT			8000	14	None	0			Rack	0		
Boilers	24 Miyabara					None	None			Ammo	0		

Crew	Sea	BR	Targ Sz	Ops
			2	

AIRCRAFT

Aircraft	0			Catapult	0	

TORPEDOES

TT	6	Ammo	12

21" Mk I

Damage Class	F

Settings: 3,000/45; 7,000/30

2 1 4 3 6 5

MINES

0			

RAPID FIRE BATTERIES

RF1		None				
Max Rg						
Eff Rg						

RF	Port					
0	Stbd					
AA	Port					
	Stbd					

RF2		None				
Max Rg						
Eff Rg						

RF	Port					
0	Stbd					
AA	Port					
	Stbd					

RF3		None				
Max Rg						
Eff Rg						

RF	Port					
	Stbd					
AA	Port					
	Stbd					

Captain	

Using 14" 3crh Type 1 APC shell.

T#	BTTY	TARGET SHIP	SHELL	FCS	BR	H	RANGE	R	#RNDS	HITS

COPYRIGHT © Richard R. Sartore 2009

Fuso

TIER	DP
1/70	311
2/80	622
3/75	933
4/85	1244
5/80	1556
6/90	1835
7/85	2115
8/95	2395
9/90	2675
10	2955
10	3142

DP	3111
KTS	22

Engine Rm	2	22	13	0	0	0	0
Prop/Shaft	4	22	19	11	3	0	0
Boiler Rm	4	22	20	14	5	0	0
			0	0	0	0	0

Standard Turn	
45	
Emergency Turn	
90	

Target Sz	
2	
Searchlights	
Port	Stbd

Speed	00-10 kt	11-14 kt	15+ kt			
Increase	3.0	2.0	1.0			

Crew

Bridge Command Rating				

Flag Command Rating				

Damage Control (DCR)				
8				

Fuel Code	BB2E

ARMOR	0.83	Actual
1H DECK	1.7	2.0
2H TURRET	3.7	4.5
3H SUPERSTR	2.5	3.0
4V CON	11.5	13.8
5V BELT MID	10.0	12.0
6V BELT END	3.3	4.0
7V BARBETTE	10.0	12.0
8V TURRET	9.1	11.0
9V SUPERSTR	4.1	5.0

T#	DE #	SEVERITY	DESCRIPTION

1	2	3	4	5	6	7	8	9	10	11	12	13	14	15	16	17	18	19	20	CODE	ORDER
																				AF	Obey signals from Flagship
																				AI	Independent Action
																				AX	Battle Stations!
																				AA	Abandon ship!
																				AZ	Strike colors
COURSE AND SPEED																					
																				CA	Midships steady
																				CP #	Alter course to PORT
																				CS #	Alter course to STARBOARD
																				SF	Ahead full
																				SR#	Revolutions for # knots
																				SA	Full astern
																				SS	All stop
ILLUMINATION AND EVASION																					
																				EX	Evasive action
																				KX	Lay smoke
																				IS ##	Illuminate using starshell
																				IL #	Illuminate using searchlight
TORPEDO AND AIRCRAFT																					
																				TR (X)	Prepare to launch torpedoes to (X)
																				TL (X)	Launch torpedoes to (X)
																				VL	Prepare to launch aircraft
																				VX	Launch aircraft
PRIMARY BATTERY																					
																				B1D	Directed fire as range permits
																				B1V	Coordinated fire
																				B1L	Local control as range permits
																				B1P	Split fire
																				B1C	Change target
																				B1B	Barrage fire as range permits
SECONDARY BATTERY																					
																				B2D	Directed fire as range permits
																				B2L	Local control as range permits
																				B2P	Split fire
																				B2C	Change target
																				B2B	Barrage fire as range permits
RF BATTERY																					
																				R5B	Barrage fire as range permits
																				R6B	Barrage fire as range permits
																				R7B	Barrage fire as range permits

LOSS OF SPEED DURING TURNS

KTS	4	6	8	10	12	14	16	18	20	22	24	26	28	30	32	34	36	38	40
STD	3.0	4.5	6.0	7.5	9.0	10.5	12.0	13.5	15.0	16.5	18.0	19.5	21.0	22.5	24.0	25.5	27.0	28.5	30.0
E/EA	NA	NA	NA	NA	6.0	7.0	8.0	9.0	10.0	11.0	12.0	13.0	14.0	15.0	16.0	17.0	18.0	19.0	20.0

TURNING SEGMENTS

DEG OF TURN	SEGMENTS
TO 15	2 Segments*
16 TO 45	2 Segments
46 TO 90	3 Segments
91 TO 135	4 Segments
136 TO 180	5 Segments

SHIPBOARD FIRE TRACKING

T#	Fire	Current Severity					T#	Fire	Current Severity				

FIGHTING SHIPBOARD FIRES

NO DAMAGE CONTROL	
ROLL	EFECT ON FIRE
01-03	-20 from severity
04-12	-10 from severity
13-50	No change
51-85	+10 to severity
86-95	+30 to severity
96-00	+40 to severity

DAMAGE CONTROL	
ROLL	EFECT ON FIRE
01-05	Fire extinguished
06-15	-30 from severity
16-45	-20 from severity
46-75	-10 from severity
76-90	No change
91-00	+10 to severity

Fuso

BB JAPAN 1922 to 1930

2708-1 FUSO Class

Displacement	29,326 ts	*Length*	665 ft	Kure Navy Yard	
Complement	1193	*Beam*	94 ft	*Launched*	03/28/1914
Sunk 10/25/1944		*Draft*	28 ft	*Completed*	11/08/1915

SEEKRIEG 5

SHIP LOG SHEET

Version 3/6/2009

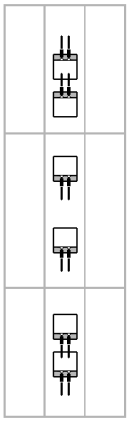

12 x 36cm/45 Types 43,41

49

Max ROF	Range	Shell Size/Weight
1.8 sh/min	26,222 yds 52.4"	14.0" 1400.0 lbs.

Fire Control			FC Radar	+ 0	AP	SAP
2		1J2	None		COM	HE

AA	0.0	Level	S	Ammunition	90 rpg	1080

FIRE CONTROL TABLE

T Kts	Short		Medium		Long		Extreme	
0 - 9	19	12	14	9	11	7	9	6
10 - 18	13	8	10	6	8	5	7	4
19 - 27	11	7	8	5	6	4	5	3
28 - 36	9	6	7	4	5	3	5	3
37 - 45	8	5	6	4	5	3	4	3

APC — PENETRATION TABLE

Yds	2,000	4,000	6,000	8,000	10,000	12,000	15,000	18,000	21,000	24,000	27,000	30,000	33,000	36,000
ROF	3.6	3.6	3.6	3.6	3.6	3.6	3.2	2.7	2.3	2.0	1.8			
Rge	S	S	S	S	M	M	M	M	L	L	L			
H	0.5	1.0	1.3	1.6	1.9	2.1	2.4	2.8	3.4	4.5	5.7			
V	26.6	24.1	21.7	19.5	17.4	15.6	13.3	11.5	10.2	9.1	8.4			

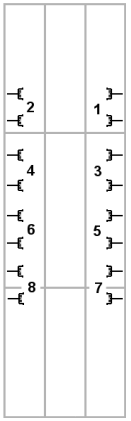

16 x 15cm/50 41st Year

16

Max ROF	Range	Shell Size/Weight
5.0 sh/min	13,360 yds 26.7"	6.0" 100.0 lbs.

Fire Control			FC Radar	+ 0	AP	SAP
2		2Q2	None		COM	HE

AA	0.0	Level	S	Ammunition	200 rpg	3200

FIRE CONTROL TABLE

T Kts	Short		Medium		Long		Extreme	
0 - 9	11	7	7	5	5	3	4	3
10 - 18	8	5	5	3	4	2	3	2
19 - 27	6	4	4	3	3	2	3	2
28 - 36	5	3	4	2	3	2	2	1
37 - 45	5	3	3	2	2	2	2	1

AP — PENETRATION TABLE

Yds	2,000	4,000	6,000	8,000	10,000	12,000	15,000	18,000	21,000	24,000	27,000	30,000	33,000	36,000
ROF	7.8	6.5	5.3	4.3	3.5	2.9	2.6							
Rge	S	S	S	M	M	L	L							
H	0.1	0.3	0.4	0.5	0.6	0.9	1.2							
V	4.8	3.5	2.5	2.0	1.7	1.6	1.5							

Coal (ts)	5022	Oil (ts)	1026	Radius (nm/kts)		Search Radar	ASW MORTARS/ATW			DEPTH CHARGES			
Engines	Brown-Curtis GT			8000	14	None	0			Rack	0		
Boilers	24 Miyabara					None	None			Ammo	0		

Crew	Sea	BR	Targ Sz	Ops
			2	

AIRCRAFT

Aircraft	0			Catapult	0	

TORPEDOES

TT	6	Ammo	12

53cm Type 6

Damage Class	E

Settings: 7,600/36 — 11,000/32 — 17,000/27

2	1
4	3
6	5

MINES

0			

RAPID FIRE BATTERIES

RF1		None				
Max Rg						
Eff Rg						
RF 0	Port					
	Stbd					
AA	Port					
	Stbd					

RF2		None				
Max Rg						
Eff Rg						
RF 0	Port					
	Stbd					
AA	Port					
	Stbd					

RF3		None				
Max Rg						
Eff Rg						
RF	Port					
	Stbd					
AA	Port					
	Stbd					

Captain	

Using 14" 4crh Type 3 APC shell.

T#	BTTY	TARGET SHIP	SHELL	FCS	BR	H	RANGE	R	#RNDS	HITS

COPYRIGHT © Richard R. Sartore 2009

Fuso

TIER	DP
1/70	311
2/80	622
3/75	933
4/85	1244
5/80	1556
6/90	1835
7/85	2115
8/95	2395
9/90	2675
10	2955
10	3142

DP	3111
KTS	22

Engine Rm	2	22	13	0	0	0	0
Prop/Shaft	4	22	19	11	3	0	0
Boiler Rm	4	22	20	14	5	0	0
			0	0	0	0	0

Standard Turn	
45	
Emergency Turn	
90	

Target Sz	
2	
Searchlights	
Port	Stbd

Speed	00-10 kt	11-14 kt	15+ kt			
Increase	3.0	2.0	1.0			

Crew

Bridge Command Rating				

Flag Command Rating				

Damage Control (DCR)				
8				

Fuel Code	BB2E

ARMOR	0.83	Actual
1H DECK	1.7	2.0
2H TURRET	3.7	4.5
3H SUPERSTR	2.5	3.0
4V CON	11.5	13.8
5V BELT MID	10.0	12.0
6V BELT END	3.3	4.0
7V BARBETTE	10.0	12.0
8V TURRET	9.1	11.0
9V SUPERSTR	4.1	5.0

T#	DE #	SEVERITY	DESCRIPTION

1	2	3	4	5	6	7	8	9	10	11	12	13	14	15	16	17	18	19	20	CODE	ORDER
																				AF	Obey signals from Flagship
																				AI	Independent Action
																				AX	Battle Stations!
																				AA	Abandon ship!
																				AZ	Strike colors
COURSE AND SPEED																					
																				CA	Midships steady
																				CP #	Alter course to PORT
																				CS #	Alter course to STARBOARD
																				SF	Ahead full
																				SR#	Revolutions for # knots
																				SA	Full astern
																				SS	All stop
ILLUMINATION AND EVASION																					
																				EX	Evasive action
																				KX	Lay smoke
																				IS ##	Illuminate using starshell
																				IL #	Illuminate using searchlight
TORPEDO AND AIRCRAFT																					
																				TR (X)	Prepare to launch torpedoes to (X)
																				TL (X)	Launch torpedoes to (X)
																				VL	Prepare to launch aircraft
																				VX	Launch aircraft
PRIMARY BATTERY																					
																				B1D	Directed fire as range permits
																				B1V	Coordinated fire
																				B1L	Local control as range permits
																				B1P	Split fire
																				B1C	Change target
																				B1B	Barrage fire as range permits
SECONDARY BATTERY																					
																				B2D	Directed fire as range permits
																				B2L	Local control as range permits
																				B2P	Split fire
																				B2C	Change target
																				B2B	Barrage fire as range permits
RF BATTERY																					
																				R5B	Barrage fire as range permits
																				R6B	Barrage fire as range permits
																				R7B	Barrage fire as range permits

LOSS OF SPEED DURING TURNS

KTS	4	6	8	10	12	14	16	18	20	22	24	26	28	30	32	34	36	38	40
STD	3.0	4.5	6.0	7.5	9.0	10.5	12.0	13.5	15.0	16.5	18.0	19.5	21.0	22.5	24.0	25.5	27.0	28.5	30.0
E/EA	NA	NA	NA	NA	6.0	7.0	8.0	9.0	10.0	11.0	12.0	13.0	14.0	15.0	16.0	17.0	18.0	19.0	20.0

TURNING SEGMENTS

DEG OF TURN	SEGMENTS
TO 15	2 Segments*
16 TO 45	2 Segments
46 TO 90	3 Segments
91 TO 135	4 Segments
136 TO 180	5 Segments

SHIPBOARD FIRE TRACKING

T#	Fire	Current Severity					T#	Fire	Current Severity				

FIGHTING SHIPBOARD FIRES

NO DAMAGE CONTROL	
ROLL	EFECT ON FIRE
01-03	-20 from severity
04-12	-10 from severity
13-50	No change
51-85	+10 to severity
86-95	+30 to severity
96-00	+40 to severity

DAMAGE CONTROL	
ROLL	EFECT ON FIRE
01-05	Fire extinguished
06-15	-30 from severity
16-45	-20 from severity
46-75	-10 from severity
76-90	No change
91-00	+10 to severity

Fuso

BB JAPAN 1933 to 1942

2708-2 FUSO Class

Displacement	34,700 ts	*Length*	689 ft	Kure Navy Yard	
Complement	1193	*Beam*	100 ft	*Launched*	03/28/1914
Sunk 10/25/1944		*Draft*	32 ft	*Completed*	11/08/1915

SEEKRIEG 5

SHIP LOG SHEET

Version 3/6/2009

12 x 36cm/45 Types 43,41 — 49

Max ROF	Range	Shell Size/Weight
2.0 sh/min	38,768 yds 77.5"	14.0" 1485.0 lbs.

Fire Control			FC Radar	+ 0	AP	SAP
2		1G3	None		COM	HE

AA	0.0	Level	S	Ammunition	90 rpg	1080

FIRE CONTROL TABLE

T Kts	Short		Medium		Long		Extreme	
0 - 9	21	14	16	11	14	9	12	8
10 - 18	16	11	12	8	11	7	9	6
19 - 27	14	9	11	7	9	6	8	5
28 - 36	12	8	9	6	8	5	7	5
37 - 45	11	7	9	6	7	5	7	4

APCBC — PENETRATION TABLE

Yds	2,000	4,000	6,000	8,000	10,000	12,000	15,000	18,000	21,000	24,000	27,000	30,000	33,000	36,000
ROF	4.0	4.0	4.0	4.0	4.0	4.0	3.5	3.0	2.6	2.3	2.0	1.8	1.6	1.4
Rge	S	S	S	S	S	M	M	M	M	L	L	L	E	E
H	0.3	0.7	1.1	1.5	1.8	2.2	2.6	2.9	3.2	3.6	4.4	5.6	7.7	10.8
V	24.6	23.0	21.5	20.0	18.5	17.2	15.3	13.6	12.2	11.0	9.9	9.0	8.2	7.5

14 x 15cm/50 41st Year — 16

Max ROF	Range	Shell Size/Weight
5.5 sh/min	20,656 yds 41.3"	6.0" 100.0 lbs.

Fire Control			FC Radar	+ 0	AP	SAP
2		2J2	None		COM	HE

AA	2.6	Level	S	Ammunition	200 rpg	2800

FIRE CONTROL TABLE

T Kts	Short		Medium		Long		Extreme	
0 - 9	15	9	11	7	8	5	7	5
10 - 18	10	7	7	5	6	4	5	3
19 - 27	9	5	6	4	5	3	4	3
28 - 36	7	5	5	3	4	3	4	2
37 - 45	7	4	5	3	4	2	3	2

CPC — PENETRATION TABLE

Yds	2,000	4,000	6,000	8,000	10,000	12,000	15,000	18,000	21,000	24,000	27,000	30,000	33,000	36,000
ROF	7.8	6.7	5.7	4.8	4.0	3.4	2.7	2.1	1.8					
Rge	S	S	S	M	M	M	L	E	E					
H	0.2	0.3	0.4	0.5	0.6	0.7	1.0	1.7	2.3					
V	6.5	5.3	4.3	3.3	2.5	2.1	1.7	1.6	1.7					

8 x 12.7cm/40 Type 89 — 13

Max ROF	Range	Shell Size/Weight
12.0 sh/min	16,185 yds 32.4"	5.0" 51.7 lbs.

Fire Control			FC Radar	+ 0	AP	SAP
2		2G2	None		COM	HE

AA	2.7	Level	V	Ammunition	360 rpg	2880

FIRE CONTROL TABLE

T Kts	Short		Medium		Long		Extreme	
0 - 9	16	10	12	7	9	6	8	5
10 - 18	12	7	8	5	7	4	6	4
19 - 27	10	6	7	4	5	3	5	3
28 - 36	8	5	6	4	5	3	4	2
37 - 45	7	5	5	3	4	3	4	2

HE — PENETRATION TABLE

Yds	2,000	4,000	6,000	8,000	10,000	12,000	15,000	18,000	21,000	24,000	27,000	30,000	33,000	36,000
ROF	7.6	6.2	5.0	4.0	3.3	2.7	2.0	1.6						
Rge	S	S	M	M	L	L	E	E						
H	0.1	0.2	0.3	0.4	0.5	0.8	1.4	1.8						
V	3.9	2.8	2.1	1.7	1.3	1.2	1.1	1.3						

Coal (ts)	0	Oil (ts)	5100
Engines	Kampon GT		
Boilers	6 Kampon		

Radius (nm/kts)	
11800	16

Search Radar
None
None

ASW MORTARS/ATW			DEPTH CHARGES			
0			Rack	0		
None			Ammo	0		

Crew	Sea	BR	Targ Sz	Ops
			3	

AIRCRAFT

Aircraft	3			Catapult	1	
E4N-2				1	1	23
125 kts		80 kts		18830 ft		

TORPEDOES

TT	0	Ammo	0

None

Damage Class

Settings

MINES

0			

RAPID FIRE BATTERIES

RF1	16	25mm/60 Type 96			
Max Rg	7,440	14.9"		7	5
Eff Rg	3,348	6.7"		11	8

RF						
5	Port	8	6	4	3	1
	Stbd	8	6	4	3	1
AA	Port	33	26	18	11	5
M	Stbd	33	26	18	11	5

RF2		None	
Max Rg			
Eff Rg			

RF						
0	Port					
	Stbd					
AA	Port					
	Stbd					

RF3		None	
Max Rg			
Eff Rg			

RF						
	Port					
	Stbd					
AA	Port					
	Stbd					

Captain

T#	BTTY	TARGET SHIP	SHELL	FCS	BR	H	RANGE	R	#RNDS	HITS

COPYRIGHT © Richard R. Sartore 2009

Fuso

TIER	DP
1/70	338
2/80	677
3/75	1015
4/85	1354
5/80	1692
6/90	1997
7/85	2301
8/95	2606
9/90	2910
10	3215
10	3418

DP	3384
KTS	24

Engine Rm	2	24	14	0	0	0	0
Prop/Shaft	4	24	21	12	3	0	0
Boiler Rm	2	24	15	0	0	0	0
			0	0	0	0	0

Standard Turn	
45	
Emergency Turn	
60	

Target Sz	
3	
Searchlights	
Port	Stbd

Speed	00-19 kt	20+ kt				
Increase	3.0	1.0				

Crew

Bridge Command Rating				

Flag Command Rating				

Damage Control (DCR)				
8				

Fuel Code	BB3C

ARMOR	0.83	Actual
1H DECK	3.2	3.8
2H TURRET	3.7	4.5
3H SUPERSTR	2.7	3.3
4V CON	11.5	13.8
5V BELT MID	10.0	12.0
6V BELT END	3.3	4.0
7V BARBETTE	10.0	12.0
8V TURRET	9.1	11.0
9V SUPERSTR	4.2	5.1

T#	DE #	SEVERITY	DESCRIPTION

1	2	3	4	5	6	7	8	9	10	11	12	13	14	15	16	17	18	19	20	CODE	ORDER
																				AF	Obey signals from Flagship
																				AI	Independent Action
																				AX	Battle Stations!
																				AA	Abandon ship!
																				AZ	Strike colors
COURSE AND SPEED																					
																				CA	Midships steady
																				CP #	Alter course to PORT
																				CS #	Alter course to STARBOARD
																				SF	Ahead full
																				SR#	Revolutions for # knots
																				SA	Full astern
																				SS	All stop
ILLUMINATION AND EVASION																					
																				EX	Evasive action
																				KX	Lay smoke
																				IS ##	Illuminate using starshell
																				IL #	Illuminate using searchlight
TORPEDO AND AIRCRAFT																					
																				TR (X)	Prepare to launch torpedoes to (X)
																				TL (X)	Launch torpedoes to (X)
																				VL	Prepare to launch aircraft
																				VX	Launch aircraft
PRIMARY BATTERY																					
																				B1D	Directed fire as range permits
																				B1V	Coordinated fire
																				B1L	Local control as range permits
																				B1P	Split fire
																				B1C	Change target
																				B1B	Barrage fire as range permits
SECONDARY BATTERY																					
																				B2D	Directed fire as range permits
																				B2L	Local control as range permits
																				B2P	Split fire
																				B2C	Change target
																				B2B	Barrage fire as range permits
TERTIARY AND RF BATTERY																					
																				B3D	Directed fire as range permits
																				B3L	Local Control as range permits
																				B3P	Split fire
																				B3C	Change target
																				R5B	Barrage fire as range permits
																				R6B	Barrage fire as range permits
																				R7B	Barrage fire as range permits

LOSS OF SPEED DURING TURNS

KTS	4	6	8	10	12	14	16	18	20	22	24	26	28	30	32	34	36	38	40
STD	3.0	4.5	6.0	7.5	9.0	10.5	12.0	13.5	15.0	16.5	18.0	19.5	21.0	22.5	24.0	25.5	27.0	28.5	30.0
E/EA	NA	NA	NA	NA	6.0	7.0	8.0	9.0	10.0	11.0	12.0	13.0	14.0	15.0	16.0	17.0	18.0	19.0	20.0

TURNING SEGMENTS

DEG OF TURN	SEGMENTS
TO 15	2 Segments*
16 TO 45	2 Segments
46 TO 90	3 Segments
91 TO 135	4 Segments
136 TO 180	5 Segments

SHIPBOARD FIRE TRACKING

T#	Fire	Current Severity					T#	Fire	Current Severity				

FIGHTING SHIPBOARD FIRES

NO DAMAGE CONTROL	
ROLL	EFECT ON FIRE
01-03	-20 from severity
04-12	-10 from severity
13-50	No change
51-85	+10 to severity
86-95	+30 to severity
96-00	+40 to severity

DAMAGE CONTROL	
ROLL	EFECT ON FIRE
01-05	Fire extinguished
06-15	-30 from severity
16-45	-20 from severity
46-75	-10 from severity
76-90	No change
91-00	+10 to severity

Fuso

BB JAPAN 1943 to 1944

2708-3 FUSO Class

Displacement	34,700 ts	*Length*	689 ft	Kure Navy Yard	
Complement	1193	*Beam*	100 ft	*Launched*	03/28/1914
Sunk 10/25/1944		*Draft*	32 ft	*Completed*	11/08/1915

SEEKRIEG 5

SHIP LOG SHEET

Version 3/6/2009

12 x 36cm/45 Types 43,41 — 49

Max ROF	Range	Shell Size/Weight
2.0 sh/min	38,768 yds 77.5"	14.0" 1485.0 lbs.

Fire Control			FC Radar	+ 0	AP	SAP
2		1G3	None		COM	HE

AA	0.0	Level	S	Ammunition	90 rpg	1080

FIRE CONTROL TABLE

T Kts	Short		Medium		Long		Extreme	
0 - 9	21	14	16	11	14	9	12	8
10 - 18	16	11	12	8	11	7	9	6
19 - 27	14	9	11	7	9	6	8	5
28 - 36	12	8	9	6	8	5	7	5
37 - 45	11	7	9	6	7	5	7	4

PENETRATION TABLE — APCBC

Yds	2,000	4,000	6,000	8,000	10,000	12,000	15,000	18,000	21,000	24,000	27,000	30,000	33,000	36,000
ROF	4.0	4.0	4.0	4.0	4.0	4.0	3.5	3.0	2.6	2.3	2.0	1.8	1.6	1.4
Rge	S	S	S	S	S	M	M	M	M	L	L	L	E	E
H	0.3	0.7	1.1	1.5	1.8	2.2	2.6	2.9	3.2	3.6	4.4	5.6	7.7	10.8
V	24.6	23.0	21.5	20.0	18.5	17.2	15.3	13.6	12.2	11.0	9.9	9.0	8.2	7.5

14 x 15cm/50 41st Year — 16

Max ROF	Range	Shell Size/Weight
5.5 sh/min	20,656 yds 41.3"	6.0" 100.0 lbs.

Fire Control			FC Radar	+ 0	AP	SAP
2		2J2	None		COM	HE

AA	2.6	Level	S	Ammunition	200 rpg	2800

FIRE CONTROL TABLE

T Kts	Short		Medium		Long		Extreme	
0 - 9	15	9	11	7	8	5	7	5
10 - 18	10	7	7	5	6	4	5	3
19 - 27	9	5	6	4	5	3	4	3
28 - 36	7	5	5	3	4	3	4	2
37 - 45	7	4	5	3	4	2	3	2

PENETRATION TABLE — CPC

Yds	2,000	4,000	6,000	8,000	10,000	12,000	15,000	18,000	21,000	24,000	27,000	30,000	33,000	36,000
ROF	7.8	6.7	5.7	4.8	4.0	3.4	2.7	2.1	1.8					
Rge	S	S	S	M	M	M	L	E	E					
H	0.2	0.3	0.4	0.5	0.6	0.7	1.0	1.7	2.3					
V	6.5	5.3	4.3	3.3	2.5	2.1	1.7	1.6	1.7					

8 x 12.7cm/40 Type 89 — 13

Max ROF	Range	Shell Size/Weight
12.0 sh/min	16,185 yds 32.4"	5.0" 51.7 lbs.

Fire Control			FC Radar	+ 0	AP	SAP
2		2G2	None		COM	HE

AA	2.7	Level	V	Ammunition	360 rpg	2880

FIRE CONTROL TABLE

T Kts	Short		Medium		Long		Extreme	
0 - 9	16	10	12	7	9	6	8	5
10 - 18	12	7	8	5	7	4	6	4
19 - 27	10	6	7	4	5	3	5	3
28 - 36	8	5	6	4	5	3	4	2
37 - 45	7	5	5	3	4	3	4	2

PENETRATION TABLE — HE

Yds	2,000	4,000	6,000	8,000	10,000	12,000	15,000	18,000	21,000	24,000	27,000	30,000	33,000	36,000
ROF	7.6	6.2	5.0	4.0	3.3	2.7	2.0	1.6						
Rge	S	S	M	M	L	L	E	E						
H	0.1	0.2	0.3	0.4	0.5	0.8	1.4	1.8						
V	3.9	2.8	2.1	1.7	1.3	1.2	1.1	1.3						

Coal (ts)	0	Oil (ts)	5100
Engines	Kampon GT		
Boilers	6 Kampon		

Radius (nm/kts)	
11800	16

Search Radar
No.13 Type 3 M1
No.22 M4

ASW MORTARS/ATW			DEPTH CHARGES			
0			Rack	0		
None			Ammo	0		

Crew	Sea	BR	Targ Sz	Ops
			3	

AIRCRAFT

Aircraft	3			Catapult	1	
F1M-2 Pete				2	1	30
200 kts	120 kts		30970 ft			

TORPEDOES

TT	0	Ammo	0

None

Damage Class

Settings

MINES

0

RAPID FIRE BATTERIES

RF1	37	25mm/60 Type 96			
Max Rg	7,440	14.9"	7	5	
Eff Rg	3,348	6.7"	11	8	

RF						
5	Port	19	15	10	6	3
	Stbd	19	15	10	6	3
AA	Port	75	60	41	25	11
M	Stbd	75	60	41	25	11

RF2		None				
Max Rg						
Eff Rg						
RF	Port					
0	Stbd					
AA	Port					
	Stbd					

RF3		None				
Max Rg						
Eff Rg						
RF	Port					
	Stbd					
AA	Port					
	Stbd					

Captain	

Type 2 M2 radar fitted during 1943.

T#	BTTY	TARGET SHIP	SHELL	FCS	BR	H	RANGE	R	#RNDS	HITS

COPYRIGHT © Richard R. Sartore 2009

Fuso

TIER	DP
1/70	338
2/80	677
3/75	1015
4/85	1354
5/80	1692
6/90	1997
7/85	2301
8/95	2606
9/90	2910
10	3215
10	3418

DP	3384
KTS	24

Engine Rm	2	24	14	0	0	0	0
Prop/Shaft	4	24	21	12	3	0	0
Boiler Rm	2	24	15	0	0	0	0
			0	0	0	0	0

Standard Turn	
45	
Emergency Turn	
60	

Target Sz	
3	
Searchlights	
Port	Stbd

Speed	00-19 kt	20+ kt				
Increase	3.0	1.0				

Crew

Bridge Command Rating				

Flag Command Rating				

Damage Control (DCR)				
8				

Fuel Code	BB3C

ARMOR	0.83	Actual
1H DECK	3.2	3.8
2H TURRET	3.7	4.5
3H SUPERSTR	2.7	3.3
4V CON	11.5	13.8
5V BELT MID	10.0	12.0
6V BELT END	3.3	4.0
7V BARBETTE	10.0	12.0
8V TURRET	9.1	11.0
9V SUPERSTR	4.2	5.1

T#	DE #	SEVERITY	DESCRIPTION

1	2	3	4	5	6	7	8	9	10	11	12	13	14	15	16	17	18	19	20	CODE	ORDER
																				AF	Obey signals from Flagship
																				AI	Independent Action
																				AX	Battle Stations!
																				AA	Abandon ship!
																				AZ	Strike colors
COURSE AND SPEED																					
																				CA	Midships steady
																				CP #	Alter course to PORT
																				CS #	Alter course to STARBOARD
																				SF	Ahead full
																				SR#	Revolutions for # knots
																				SA	Full astern
																				SS	All stop
ILLUMINATION AND EVASION																					
																				EX	Evasive action
																				KX	Lay smoke
																				IS ##	Illuminate using starshell
																				IL #	Illuminate using searchlight
TORPEDO AND AIRCRAFT																					
																				TR (X)	Prepare to launch torpedoes to (X)
																				TL (X)	Launch torpedoes to (X)
																				VL	Prepare to launch aircraft
																				VX	Launch aircraft
PRIMARY BATTERY																					
																				B1D	Directed fire as range permits
																				B1V	Coordinated fire
																				B1L	Local control as range permits
																				B1P	Split fire
																				B1C	Change target
																				B1B	Barrage fire as range permits
SECONDARY BATTERY																					
																				B2D	Directed fire as range permits
																				B2L	Local control as range permits
																				B2P	Split fire
																				B2C	Change target
																				B2B	Barrage fire as range permits
TERTIARY AND RF BATTERY																					
																				B3D	Directed fire as range permits
																				B3L	Local Control as range permits
																				B3P	Split fire
																				B3C	Change target
																				R5B	Barrage fire as range permits
																				R6B	Barrage fire as range permits
																				R7B	Barrage fire as range permits

LOSS OF SPEED DURING TURNS

KTS	4	6	8	10	12	14	16	18	20	22	24	26	28	30	32	34	36	38	40
STD	3.0	4.5	6.0	7.5	9.0	10.5	12.0	13.5	15.0	16.5	18.0	19.5	21.0	22.5	24.0	25.5	27.0	28.5	30.0
E/EA	NA	NA	NA	NA	6.0	7.0	8.0	9.0	10.0	11.0	12.0	13.0	14.0	15.0	16.0	17.0	18.0	19.0	20.0

TURNING SEGMENTS

DEG OF TURN	SEGMENTS
TO 15	2 Segments*
16 TO 45	2 Segments
46 TO 90	3 Segments
91 TO 135	4 Segments
136 TO 180	5 Segments

SHIPBOARD FIRE TRACKING

T#	Fire	Current Severity					T#	Fire	Current Severity				

FIGHTING SHIPBOARD FIRES

NO DAMAGE CONTROL	
ROLL	EFECT ON FIRE
01-03	-20 from severity
04-12	-10 from severity
13-50	No change
51-85	+10 to severity
86-95	+30 to severity
96-00	+40 to severity

DAMAGE CONTROL	
ROLL	EFECT ON FIRE
01-05	Fire extinguished
06-15	-30 from severity
16-45	-20 from severity
46-75	-10 from severity
76-90	No change
91-00	+10 to severity

Yamashiro

BB JAPAN 1917 to 1922

2081-0 FUSO Class

Displacement	29,326 ts	*Length*	665 ft	Yokosuka Navy Yard	
Complement	1193	*Beam*	94 ft	*Launched*	11/03/1915
Sunk 10/25/1944		*Draft*	28 ft	*Completed*	03/31/1917

SEEKRIEG 5

SHIP LOG SHEET

Version 3/6/2009

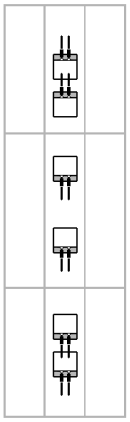

12 x 36cm/45 Types 43,41

49

Max ROF	Range	Shell Size/Weight
1.8 sh/min	23,917 yds 47.8"	14.0" 1400.0 lbs.

Fire Control			FC Radar	+ 0	AP	SAP
2		1Q2	None		COM	HE

AA	0.0	Level	S	Ammunition	90 rpg	1080

FIRE CONTROL TABLE								
T Kts	Short		Medium		Long		Extreme	
0 - 9	14	9	9	6	7	4	6	4
10 - 18	10	6	7	4	5	3	4	3
19 - 27	8	5	5	3	4	3	3	2
28 - 36	7	4	5	3	3	2	3	2
37 - 45	6	4	4	3	3	2	3	2

APC	PENETRATION TABLE													
Yds	2,000	4,000	6,000	8,000	10,000	12,000	15,000	18,000	21,000	24,000	27,000	30,000	33,000	36,000
ROF	3.6	3.6	3.6	3.6	3.6	3.6	3.1	2.6	2.2	1.8				
Rge	S	S	S	S	M	M	M	L	L	L				
H	0.5	1.0	1.3	1.6	1.9	2.1	2.4	3.0	4.0	5.6				
V	22.2	19.6	17.3	15.1	13.2	11.6	9.6	7.3	6.9	6.6				

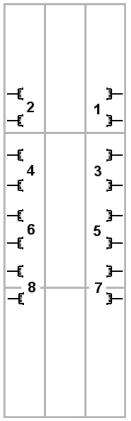

16 x 15cm/50 41st Year

16

Max ROF	Range	Shell Size/Weight
5.0 sh/min	13,360 yds 26.7"	6.0" 100.0 lbs.

Fire Control			FC Radar	+ 0	AP	SAP
2		2Q2	None		COM	HE

AA	0.0	Level	S	Ammunition	200 rpg	3200

FIRE CONTROL TABLE								
T Kts	Short		Medium		Long		Extreme	
0 - 9	11	7	7	5	5	3	4	3
10 - 18	8	5	5	3	4	2	3	2
19 - 27	6	4	4	3	3	2	3	2
28 - 36	5	3	4	2	3	2	2	1
37 - 45	5	3	3	2	2	2	2	1

AP	PENETRATION TABLE													
Yds	2,000	4,000	6,000	8,000	10,000	12,000	15,000	18,000	21,000	24,000	27,000	30,000	33,000	36,000
ROF	7.8	6.5	5.3	4.3	3.5	2.9	2.6							
Rge	S	S	S	M	M	L	L							
H	0.1	0.3	0.4	0.5	0.6	0.9	1.2							
V	4.8	3.5	2.5	2.0	1.7	1.6	1.5							

Coal (ts)	5022	Oil (ts)	1026	Radius (nm/kts)		Search Radar	ASW MORTARS/ATW			DEPTH CHARGES			
Engines	Brown-Curtis GT			8000	14	None	0			Rack	0		
Boilers	24 Miyabara					None	None			Ammo	0		

Crew	Sea	BR	Targ Sz	Ops
			2	

AIRCRAFT

Aircraft	0			Catapult	0	

TORPEDOES

TT	6	Ammo	12

21" Mk I

Damage Class	F

Settings

3,000/45

7,000/30

2	1
4	3
6	5

MINES

0			

RAPID FIRE BATTERIES

RF1		None				
Max Rg						
Eff Rg						
RF 0	Port					
	Stbd					
AA	Port					
	Stbd					

RF2		None				
Max Rg						
Eff Rg						
RF 0	Port					
	Stbd					
AA	Port					
	Stbd					

RF3		None				
Max Rg						
Eff Rg						
RF	Port					
	Stbd					
AA	Port					
	Stbd					

Captain	

Using 14" 3crh Type 1 APC shell. Fitted with flying-off platform on turret 2 (1917-1922)

T#	BTTY	TARGET SHIP	SHELL	FCS	BR	H	RANGE	R	#RNDS	HITS

COPYRIGHT © Richard R. Sartore 2009

Yamashiro

TIER	DP
1/70	311
2/80	622
3/75	933
4/85	1244
5/80	1556
6/90	1835
7/85	2115
8/95	2395
9/90	2675
10	2955
10	3142

DP	3111								
KTS	22								

Engine Rm	2	22	13	0	0	0	0
Prop/Shaft	4	22	19	11	3	0	0
Boiler Rm	4	22	20	14	5	0	0
			0	0	0	0	0

Standard Turn	
45	
Emergency Turn	
90	

Target Sz	
2	
Searchlights	
Port	Stbd

Speed	00-10 kt	11-14 kt	15+ kt			
Increase	3.0	2.0	1.0			

Crew

Bridge Command Rating				

Flag Command Rating				

Damage Control (DCR)				
8				

Fuel Code	BB2E

ARMOR	0.83	Actual
1H DECK	1.7	2.0
2H TURRET	3.7	4.5
3H SUPERSTR	2.5	3.0
4V CON	11.5	13.8
5V BELT MID	10.0	12.0
6V BELT END	3.3	4.0
7V BARBETTE	10.0	12.0
8V TURRET	9.1	11.0
9V SUPERSTR	4.1	5.0

T#	DE #	SEVERITY	DESCRIPTION

1	2	3	4	5	6	7	8	9	10	11	12	13	14	15	16	17	18	19	20	CODE	ORDER
																				AF	Obey signals from Flagship
																				AI	Independent Action
																				AX	Battle Stations!
																				AA	Abandon ship!
																				AZ	Strike colors
COURSE AND SPEED																					
																				CA	Midships steady
																				CP #	Alter course to PORT
																				CS #	Alter course to STARBOARD
																				SF	Ahead full
																				SR#	Revolutions for # knots
																				SA	Full astern
																				SS	All stop
ILLUMINATION AND EVASION																					
																				EX	Evasive action
																				KX	Lay smoke
																				IS ##	Illuminate using starshell
																				IL #	Illuminate using searchlight
TORPEDO AND AIRCRAFT																					
																				TR (X)	Prepare to launch torpedoes to (X)
																				TL (X)	Launch torpedoes to (X)
																				VL	Prepare to launch aircraft
																				VX	Launch aircraft
PRIMARY BATTERY																					
																				B1D	Directed fire as range permits
																				B1V	Coordinated fire
																				B1L	Local control as range permits
																				B1P	Split fire
																				B1C	Change target
																				B1B	Barrage fire as range permits
SECONDARY BATTERY																					
																				B2D	Directed fire as range permits
																				B2L	Local control as range permits
																				B2P	Split fire
																				B2C	Change target
																				B2B	Barrage fire as range permits
RF BATTERY																					
																				R5B	Barrage fire as range permits
																				R6B	Barrage fire as range permits
																				R7B	Barrage fire as range permits

LOSS OF SPEED DURING TURNS

KTS	4	6	8	10	12	14	16	18	20	22	24	26	28	30	32	34	36	38	40
STD	3.0	4.5	6.0	7.5	9.0	10.5	12.0	13.5	15.0	16.5	18.0	19.5	21.0	22.5	24.0	25.5	27.0	28.5	30.0
E/EA	NA	NA	NA	NA	6.0	7.0	8.0	9.0	10.0	11.0	12.0	13.0	14.0	15.0	16.0	17.0	18.0	19.0	20.0

TURNING SEGMENTS

DEG OF TURN	SEGMENTS
TO 15	2 Segments*
16 TO 45	2 Segments
46 TO 90	3 Segments
91 TO 135	4 Segments
136 TO 180	5 Segments

SHIPBOARD FIRE TRACKING

T#	Fire	Current Severity					T#	Fire	Current Severity				

FIGHTING SHIPBOARD FIRES

NO DAMAGE CONTROL	
ROLL	EFECT ON FIRE
01-03	-20 from severity
04-12	-10 from severity
13-50	No change
51-85	+10 to severity
86-95	+30 to severity
96-00	+40 to severity

DAMAGE CONTROL	
ROLL	EFECT ON FIRE
01-05	Fire extinguished
06-15	-30 from severity
16-45	-20 from severity
46-75	-10 from severity
76-90	No change
91-00	+10 to severity

Yamashiro

BB JAPAN 1922 to 1930

2081-1 FUSO Class

Displacement	29,326 ts	*Length*	665 ft	Yokosuka Navy Yard	
Complement	1193	*Beam*	94 ft	*Launched*	11/03/1915
Sunk 10/25/1944		*Draft*	28 ft	*Completed*	03/31/1917

SEEKRIEG 5

SHIP LOG SHEET

Version 3/6/2009

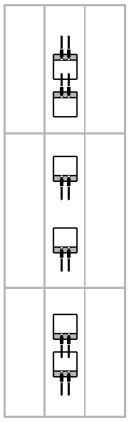

12 x 36cm/45 Types 43,41

49

Max ROF	Range	Shell Size/Weight
1.8 sh/min	26,222 yds 52.4"	14.0" 1400.0 lbs.

Fire Control			FC Radar	+ 0	AP	SAP
2		1J2	None		COM	HE

AA	0.0	Level	S	Ammunition	90 rpg	1080

FIRE CONTROL TABLE								
T Kts	Short		Medium		Long		Extreme	
0 - 9	19	12	14	9	11	7	9	6
10 - 18	13	8	10	6	8	5	7	4
19 - 27	11	7	8	5	6	4	5	3
28 - 36	9	6	7	4	5	3	5	3
37 - 45	8	5	6	4	5	3	4	3

APC	PENETRATION TABLE													
Yds	2,000	4,000	6,000	8,000	10,000	12,000	15,000	18,000	21,000	24,000	27,000	30,000	33,000	36,000
ROF	3.6	3.6	3.6	3.6	3.6	3.6	3.2	2.7	2.3	2.0	1.8			
Rge	S	S	S	S	M	M	M	M	L	L	L			
H	0.5	1.0	1.3	1.6	1.9	2.1	2.4	2.8	3.4	4.5	5.7			
V	26.6	24.1	21.7	19.5	17.4	15.6	13.3	11.5	10.2	9.1	8.4			

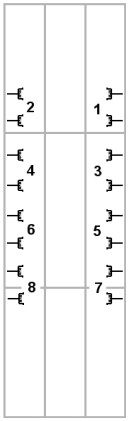

16 x 15cm/50 41st Year

16

Max ROF	Range	Shell Size/Weight
5.0 sh/min	13,360 yds 26.7"	6.0" 100.0 lbs.

Fire Control			FC Radar	+ 0	AP	SAP
2		2Q2	None		COM	HE

AA	0.0	Level	S	Ammunition	200 rpg	3200

FIRE CONTROL TABLE								
T Kts	Short		Medium		Long		Extreme	
0 - 9	11	7	7	5	5	3	4	3
10 - 18	8	5	5	3	4	2	3	2
19 - 27	6	4	4	3	3	2	3	2
28 - 36	5	3	4	2	3	2	2	1
37 - 45	5	3	3	2	2	2	2	1

AP	PENETRATION TABLE													
Yds	2,000	4,000	6,000	8,000	10,000	12,000	15,000	18,000	21,000	24,000	27,000	30,000	33,000	36,000
ROF	7.8	6.5	5.3	4.3	3.5	2.9	2.6							
Rge	S	S	S	M	M	L	L							
H	0.1	0.3	0.4	0.5	0.6	0.9	1.2							
V	4.8	3.5	2.5	2.0	1.7	1.6	1.5							

Coal (ts)	5022	Oil (ts)	1026	Radius (nm/kts)		Search Radar	ASW MORTARS/ATW			DEPTH CHARGES			
Engines	Brown-Curtis GT			8000	14	None	0			Rack	0		
Boilers	24 Miyabara					None	None			Ammo	0		

Crew	Sea	BR	Targ Sz	Ops
			2	

AIRCRAFT

Aircraft	1			Catapult	0	
Pup				1	0	19
96 kts	75 kts	17500 ft				

TORPEDOES

TT	6	Ammo	12

53cm Type 6

Damage Class	E

Settings

7,600/36

11,000/32

17,000/27

2 1 4 3 6 5

MINES

0			

RAPID FIRE BATTERIES

RF1		None	
Max Rg			
Eff Rg			

RF	Port					
0	Stbd					
AA	Port					
	Stbd					

RF2		None	
Max Rg			
Eff Rg			

RF	Port					
0	Stbd					
AA	Port					
	Stbd					

RF3		None	
Max Rg			
Eff Rg			

RF	Port					
	Stbd					
AA	Port					
	Stbd					

Captain	

Using 14" 4crh Type 3 APC shell. Fitted with flying-off platform on turret 2 (1917-1922)

T#	BTTY	TARGET SHIP	SHELL	FCS	BR	H	RANGE	R	#RNDS	HITS

COPYRIGHT © Richard R. Sartore 2009

Yamashiro

TIER	DP
1/70	311
2/80	622
3/75	933
4/85	1244
5/80	1556
6/90	1835
7/85	2115
8/95	2395
9/90	2675
10	2955
10	3142

DP	3111								
KTS	22								

Engine Rm	2	22	13	0	0	0	0
Prop/Shaft	4	22	19	11	3	0	0
Boiler Rm	4	22	20	14	5	0	0
			0	0	0	0	0

Standard Turn	
45	
Emergency Turn	
90	

Target Sz	
2	
Searchlights	
Port	Stbd

Speed	00-10 kt	11-14 kt	15+ kt			
Increase	3.0	2.0	1.0			

Crew

Bridge Command Rating				

Flag Command Rating				

Damage Control (DCR)				
8				

Fuel Code	BB2E

ARMOR	0.83	Actual
1H DECK	1.7	2.0
2H TURRET	3.7	4.5
3H SUPERSTR	2.5	3.0
4V CON	11.5	13.8
5V BELT MID	10.0	12.0
6V BELT END	3.3	4.0
7V BARBETTE	10.0	12.0
8V TURRET	9.1	11.0
9V SUPERSTR	4.1	5.0

T#	DE #	SEVERITY	DESCRIPTION

1	2	3	4	5	6	7	8	9	10	11	12	13	14	15	16	17	18	19	20	CODE	ORDER
																				AF	Obey signals from Flagship
																				AI	Independent Action
																				AX	Battle Stations!
																				AA	Abandon ship!
																				AZ	Strike colors
COURSE AND SPEED																					
																				CA	Midships steady
																				CP #	Alter course to PORT
																				CS #	Alter course to STARBOARD
																				SF	Ahead full
																				SR#	Revolutions for # knots
																				SA	Full astern
																				SS	All stop
ILLUMINATION AND EVASION																					
																				EX	Evasive action
																				KX	Lay smoke
																				IS ##	Illuminate using starshell
																				IL #	Illuminate using searchlight
TORPEDO AND AIRCRAFT																					
																				TR (X)	Prepare to launch torpedoes to (X)
																				TL (X)	Launch torpedoes to (X)
																				VL	Prepare to launch aircraft
																				VX	Launch aircraft
PRIMARY BATTERY																					
																				B1D	Directed fire as range permits
																				B1V	Coordinated fire
																				B1L	Local control as range permits
																				B1P	Split fire
																				B1C	Change target
																				B1B	Barrage fire as range permits
SECONDARY BATTERY																					
																				B2D	Directed fire as range permits
																				B2L	Local control as range permits
																				B2P	Split fire
																				B2C	Change target
																				B2B	Barrage fire as range permits
RF BATTERY																					
																				R5B	Barrage fire as range permits
																				R6B	Barrage fire as range permits
																				R7B	Barrage fire as range permits

LOSS OF SPEED DURING TURNS

KTS	4	6	8	10	12	14	16	18	20	22	24	26	28	30	32	34	36	38	40
STD	3.0	4.5	6.0	7.5	9.0	10.5	12.0	13.5	15.0	16.5	18.0	19.5	21.0	22.5	24.0	25.5	27.0	28.5	30.0
E/EA	NA	NA	NA	NA	6.0	7.0	8.0	9.0	10.0	11.0	12.0	13.0	14.0	15.0	16.0	17.0	18.0	19.0	20.0

TURNING SEGMENTS

DEG OF TURN	SEGMENTS
TO 15	2 Segments*
16 TO 45	2 Segments
46 TO 90	3 Segments
91 TO 135	4 Segments
136 TO 180	5 Segments

SHIPBOARD FIRE TRACKING

T#	Fire	Current Severity					T#	Fire	Current Severity				

FIGHTING SHIPBOARD FIRES

NO DAMAGE CONTROL	
ROLL	EFECT ON FIRE
01-03	-20 from severity
04-12	-10 from severity
13-50	No change
51-85	+10 to severity
86-95	+30 to severity
96-00	+40 to severity

DAMAGE CONTROL	
ROLL	EFECT ON FIRE
01-05	Fire extinguished
06-15	-30 from severity
16-45	-20 from severity
46-75	-10 from severity
76-90	No change
91-00	+10 to severity

Yamashiro

BB JAPAN 1935 to 1942

2081-2 FUSO Class

Displacement	34,700 ts	*Length*	689 ft	Yokosuka Navy Yard	
Complement	1193	*Beam*	100 ft	*Launched*	11/03/1915
Sunk 10/25/1944		*Draft*	32 ft	*Completed*	03/31/1917

SEEKRIEG 5

SHIP LOG SHEET

Version 3/6/2009

12 x 36cm/45 Types 43,41 — 49

Max ROF	Range	Shell Size/Weight
2.0 sh/min	38,768 yds 77.5"	14.0" 1485.0 lbs.

Fire Control			FC Radar	+ 0	AP	SAP
2		1G3	None		COM	HE

AA	0.0	Level	S	Ammunition	90 rpg	1080

FIRE CONTROL TABLE

T Kts	Short		Medium		Long		Extreme	
0 - 9	21	14	16	11	14	9	12	8
10 - 18	16	11	12	8	11	7	9	6
19 - 27	14	9	11	7	9	6	8	5
28 - 36	12	8	9	6	8	5	7	5
37 - 45	11	7	9	6	7	5	7	4

APCBC — PENETRATION TABLE

Yds	2,000	4,000	6,000	8,000	10,000	12,000	15,000	18,000	21,000	24,000	27,000	30,000	33,000	36,000
ROF	4.0	4.0	4.0	4.0	4.0	4.0	3.5	3.0	2.6	2.3	2.0	1.8	1.6	1.4
Rge	S	S	S	S	S	M	M	M	M	L	L	L	E	E
H	0.3	0.7	1.1	1.5	1.8	2.2	2.6	2.9	3.2	3.6	4.4	5.6	7.7	10.8
V	24.6	23.0	21.5	20.0	18.5	17.2	15.3	13.6	12.2	11.0	9.9	9.0	8.2	7.5

14 x 15cm/50 41st Year — 16

Max ROF	Range	Shell Size/Weight
5.5 sh/min	20,656 yds 41.3"	6.0" 100.0 lbs.

Fire Control			FC Radar	+ 0	AP	SAP
2		2J2	None		COM	HE

AA	2.6	Level	S	Ammunition	200 rpg	2800

FIRE CONTROL TABLE

T Kts	Short		Medium		Long		Extreme	
0 - 9	15	9	11	7	8	5	7	5
10 - 18	10	7	7	5	6	4	5	3
19 - 27	9	5	6	4	5	3	4	3
28 - 36	7	5	5	3	4	3	4	2
37 - 45	7	4	5	3	4	2	3	2

CPC — PENETRATION TABLE

Yds	2,000	4,000	6,000	8,000	10,000	12,000	15,000	18,000	21,000	24,000	27,000	30,000	33,000	36,000
ROF	7.8	6.7	5.7	4.8	4.0	3.4	2.7	2.1	1.8					
Rge	S	S	S	M	M	M	L	E	E					
H	0.2	0.3	0.4	0.5	0.6	0.7	1.0	1.7	2.3					
V	6.5	5.3	4.3	3.3	2.5	2.1	1.7	1.6	1.7					

8 x 12.7cm/40 Type 89 — 13

Max ROF	Range	Shell Size/Weight
12.0 sh/min	16,185 yds 32.4"	5.0" 51.7 lbs.

Fire Control			FC Radar	+ 0	AP	SAP
2		2G2	None		COM	HE

AA	2.7	Level	V	Ammunition	360 rpg	2880

FIRE CONTROL TABLE

T Kts	Short		Medium		Long		Extreme	
0 - 9	16	10	12	7	9	6	8	5
10 - 18	12	7	8	5	7	4	6	4
19 - 27	10	6	7	4	5	3	5	3
28 - 36	8	5	6	4	5	3	4	2
37 - 45	7	5	5	3	4	3	4	2

HE — PENETRATION TABLE

Yds	2,000	4,000	6,000	8,000	10,000	12,000	15,000	18,000	21,000	24,000	27,000	30,000	33,000	36,000
ROF	7.6	6.2	5.0	4.0	3.3	2.7	2.0	1.6						
Rge	S	S	M	M	L	L	E	E						
H	0.1	0.2	0.3	0.4	0.5	0.8	1.4	1.8						
V	3.9	2.8	2.1	1.7	1.3	1.2	1.1	1.3						

Coal (ts)	0	Oil (ts)	5100
Engines	Kampon GT		
Boilers	6 Kampon		

Radius (nm/kts)	
11800	16

Search Radar
None
None

ASW MORTARS/ATW			DEPTH CHARGES			
0			Rack	0		
None			Ammo	0		

Crew	Sea	BR	Targ Sz	Ops
			3	

AIRCRAFT

Aircraft	3			Catapult	1	
E4N-2				1	1	23
125 kts		80 kts		18830 ft		

TORPEDOES

TT	0	Ammo	0

None

Damage Class

Settings

MINES

0			

RAPID FIRE BATTERIES

RF1	16	25mm/60 Type 96			
Max Rg	7,440	14.9"		7	5
Eff Rg	3,348	6.7"		11	8

RF						
5	Port	8	6	4	3	1
	Stbd	8	6	4	3	1
AA	Port	33	26	18	11	5
M	Stbd	33	26	18	11	5

RF2		None			
Max Rg					
Eff Rg					

RF						
0	Port					
	Stbd					
AA	Port					
	Stbd					

RF3		None			
Max Rg					
Eff Rg					

RF						
	Port					
	Stbd					
AA	Port					
	Stbd					

Captain

T#	BTTY	TARGET SHIP	SHELL	FCS	BR	H	RANGE	R	#RNDS	HITS

COPYRIGHT © Richard R. Sartore 2009

Yamashiro

TIER	DP
1/70	338
2/80	677
3/75	1015
4/85	1354
5/80	1692
6/90	1997
7/85	2301
8/95	2606
9/90	2910
10	3215
10	3418

DP	3384
KTS	24

Engine Rm	2	24	14	0	0	0	0
Prop/Shaft	4	24	21	12	3	0	0
Boiler Rm	2	24	15	0	0	0	0
			0	0	0	0	0

Standard Turn	
45	
Emergency Turn	
60	

Target Sz	
3	
Searchlights	
Port	Stbd

Speed	00-19 kt	20+ kt				
Increase	3.0	1.0				

Crew

Bridge Command Rating				

Flag Command Rating				

Damage Control (DCR)				
8				

Fuel Code	BB3C

ARMOR	0.83	Actual
1H DECK	3.2	3.8
2H TURRET	3.7	4.5
3H SUPERSTR	2.7	3.3
4V CON	11.5	13.8
5V BELT MID	10.0	12.0
6V BELT END	3.3	4.0
7V BARBETTE	10.0	12.0
8V TURRET	9.1	11.0
9V SUPERSTR	4.2	5.1

T#	DE #	SEVERITY	DESCRIPTION

1	2	3	4	5	6	7	8	9	10	11	12	13	14	15	16	17	18	19	20	CODE	ORDER
																				AF	Obey signals from Flagship
																				AI	Independent Action
																				AX	Battle Stations!
																				AA	Abandon ship!
																				AZ	Strike colors
COURSE AND SPEED																					
																				CA	Midships steady
																				CP #	Alter course to PORT
																				CS #	Alter course to STARBOARD
																				SF	Ahead full
																				SR#	Revolutions for # knots
																				SA	Full astern
																				SS	All stop
ILLUMINATION AND EVASION																					
																				EX	Evasive action
																				KX	Lay smoke
																				IS ##	Illuminate using starshell
																				IL #	Illuminate using searchlight
TORPEDO AND AIRCRAFT																					
																				TR (X)	Prepare to launch torpedoes to (X)
																				TL (X)	Launch torpedoes to (X)
																				VL	Prepare to launch aircraft
																				VX	Launch aircraft
PRIMARY BATTERY																					
																				B1D	Directed fire as range permits
																				B1V	Coordinated fire
																				B1L	Local control as range permits
																				B1P	Split fire
																				B1C	Change target
																				B1B	Barrage fire as range permits
SECONDARY BATTERY																					
																				B2D	Directed fire as range permits
																				B2L	Local control as range permits
																				B2P	Split fire
																				B2C	Change target
																				B2B	Barrage fire as range permits
TERTIARY AND RF BATTERY																					
																				B3D	Directed fire as range permits
																				B3L	Local Control as range permits
																				B3P	Split fire
																				B3C	Change target
																				R5B	Barrage fire as range permits
																				R6B	Barrage fire as range permits
																				R7B	Barrage fire as range permits

LOSS OF SPEED DURING TURNS

KTS	4	6	8	10	12	14	16	18	20	22	24	26	28	30	32	34	36	38	40
STD	3.0	4.5	6.0	7.5	9.0	10.5	12.0	13.5	15.0	16.5	18.0	19.5	21.0	22.5	24.0	25.5	27.0	28.5	30.0
E/EA	NA	NA	NA	NA	6.0	7.0	8.0	9.0	10.0	11.0	12.0	13.0	14.0	15.0	16.0	17.0	18.0	19.0	20.0

TURNING SEGMENTS

DEG OF TURN	SEGMENTS
TO 15	2 Segments*
16 TO 45	2 Segments
46 TO 90	3 Segments
91 TO 135	4 Segments
136 TO 180	5 Segments

SHIPBOARD FIRE TRACKING

T#	Fire	Current Severity					T#	Fire	Current Severity				

FIGHTING SHIPBOARD FIRES

NO DAMAGE CONTROL		DAMAGE CONTROL	
ROLL	EFECT ON FIRE	ROLL	EFECT ON FIRE
01-03	-20 from severity	01-05	Fire extinguished
04-12	-10 from severity	06-15	-30 from severity
13-50	No change	16-45	-20 from severity
51-85	+10 to severity	46-75	-10 from severity
86-95	+30 to severity	76-90	No change
96-00	+40 to severity	91-00	+10 to severity

Yamashiro

BB JAPAN 1943 to 1944

2081-3 FUSO Class

Displacement	34,700 ts	*Length*	689 ft	Yokosuka Navy Yard	
Complement	1193	*Beam*	100 ft	*Launched*	11/03/1915
Sunk 10/25/1944		*Draft*	32 ft	*Completed*	03/31/1917

SEEKRIEG 5

SHIP LOG SHEET

Version 3/6/2009

12 x 36cm/45 Types 43,41 — 49

Max ROF	Range	Shell Size/Weight
2.0 sh/min	38,768 yds 77.5"	14.0" 1485.0 lbs.

Fire Control			FC Radar	+ 0	AP	SAP
2		1G3	None		COM	HE

AA	0.0	Level	S	Ammunition	90 rpg	1080

FIRE CONTROL TABLE

T Kts	Short		Medium		Long		Extreme	
0 - 9	21	14	16	11	14	9	12	8
10 - 18	16	11	12	8	11	7	9	6
19 - 27	14	9	11	7	9	6	8	5
28 - 36	12	8	9	6	8	5	7	5
37 - 45	11	7	9	6	7	5	7	4

APCBC — PENETRATION TABLE

Yds	2,000	4,000	6,000	8,000	10,000	12,000	15,000	18,000	21,000	24,000	27,000	30,000	33,000	36,000
ROF	4.0	4.0	4.0	4.0	4.0	4.0	3.5	3.0	2.6	2.3	2.0	1.8	1.6	1.4
Rge	S	S	S	S	S	M	M	M	M	L	L	L	E	E
H	0.3	0.7	1.1	1.5	1.8	2.2	2.6	2.9	3.2	3.6	4.4	5.6	7.7	10.8
V	24.6	23.0	21.5	20.0	18.5	17.2	15.3	13.6	12.2	11.0	9.9	9.0	8.2	7.5

14 x 15cm/50 41st Year — 16

Max ROF	Range	Shell Size/Weight
5.5 sh/min	20,656 yds 41.3"	6.0" 100.0 lbs.

Fire Control			FC Radar	+ 0	AP	SAP
2		2J2	None		COM	HE

AA	2.6	Level	S	Ammunition	200 rpg	2800

FIRE CONTROL TABLE

T Kts	Short		Medium		Long		Extreme	
0 - 9	15	9	11	7	8	5	7	5
10 - 18	10	7	7	5	6	4	5	3
19 - 27	9	5	6	4	5	3	4	3
28 - 36	7	5	5	3	4	3	4	2
37 - 45	7	4	5	3	4	2	3	2

CPC — PENETRATION TABLE

Yds	2,000	4,000	6,000	8,000	10,000	12,000	15,000	18,000	21,000	24,000	27,000	30,000	33,000	36,000
ROF	7.8	6.7	5.7	4.8	4.0	3.4	2.7	2.1	1.8					
Rge	S	S	S	M	M	M	L	E	E					
H	0.2	0.3	0.4	0.5	0.6	0.7	1.0	1.7	2.3					
V	6.5	5.3	4.3	3.3	2.5	2.1	1.7	1.6	1.7					

8 x 12.7cm/40 Type 89 — 13

Max ROF	Range	Shell Size/Weight
12.0 sh/min	16,185 yds 32.4"	5.0" 51.7 lbs.

Fire Control			FC Radar	+ 0	AP	SAP
2		2G2	None		COM	HE

AA	2.7	Level	V	Ammunition	360 rpg	2880

FIRE CONTROL TABLE

T Kts	Short		Medium		Long		Extreme	
0 - 9	16	10	12	7	9	6	8	5
10 - 18	12	7	8	5	7	4	6	4
19 - 27	10	6	7	4	5	3	5	3
28 - 36	8	5	6	4	5	3	4	2
37 - 45	7	5	5	3	4	3	4	2

HE — PENETRATION TABLE

Yds	2,000	4,000	6,000	8,000	10,000	12,000	15,000	18,000	21,000	24,000	27,000	30,000	33,000	36,000
ROF	7.6	6.2	5.0	4.0	3.3	2.7	2.0	1.6						
Rge	S	S	M	M	L	L	E	E						
H	0.1	0.2	0.3	0.4	0.5	0.8	1.4	1.8						
V	3.9	2.8	2.1	1.7	1.3	1.2	1.1	1.3						

Coal (ts)	0	Oil (ts)	5100
Engines	Kampon GT		
Boilers	6 Kampon		

Radius (nm/kts)	
11800	16

Search Radar
No.13 Type 3 M1
No.22 M4

ASW MORTARS/ATW			DEPTH CHARGES			
0			Rack	0		
None			Ammo	0		

Crew	Sea	BR	Targ Sz	Ops
			3	

AIRCRAFT

Aircraft	3			Catapult	1	
F1M-2 Pete				2	1	30
200 kts	120 kts		30970 ft			

TORPEDOES

TT	0	Ammo	0

None

Damage Class

Settings

MINES

0			

RAPID FIRE BATTERIES

RF1	37	25mm/60 Type 96			
Max Rg	7,440	14.9"		7	5
Eff Rg	3,348	6.7"		11	8

RF						
5	Port	19	15	10	6	3
	Stbd	19	15	10	6	3
AA	Port	75	60	41	25	11
M	Stbd	75	60	41	25	11

RF2		None				
Max Rg						
Eff Rg						
RF	Port					
0	Stbd					
AA	Port					
	Stbd					

RF3		None				
Max Rg						
Eff Rg						
RF	Port					
	Stbd					
AA	Port					
	Stbd					

Captain	

Type 2 M2 radar fitted during 1943.

T#	BTTY	TARGET SHIP	SHELL	FCS	BR	H	RANGE	R	#RNDS	HITS

COPYRIGHT © Richard R. Sartore 2009

Yamashiro

TIER	DP
1/70	338
2/80	677
3/75	1015
4/85	1354
5/80	1692
6/90	1997
7/85	2301
8/95	2606
9/90	2910
10	3215
10	3418

DP	3384
KTS	24

Engine Rm	2	24	14	0	0	0	0
Prop/Shaft	4	24	21	12	3	0	0
Boiler Rm	2	24	15	0	0	0	0
			0	0	0	0	0

Standard Turn	
45	
Emergency Turn	
60	

Target Sz	
3	
Searchlights	
Port	Stbd

Speed	00-19 kt	20+ kt				
Increase	3.0	1.0				

Crew

Bridge Command Rating				

Flag Command Rating				

Damage Control (DCR)				
8				

Fuel Code	BB3C

ARMOR	0.83	Actual
1H DECK	3.2	3.8
2H TURRET	3.7	4.5
3H SUPERSTR	2.7	3.3
4V CON	11.5	13.8
5V BELT MID	10.0	12.0
6V BELT END	3.3	4.0
7V BARBETTE	10.0	12.0
8V TURRET	9.1	11.0
9V SUPERSTR	4.2	5.1

T#	DE #	SEVERITY	DESCRIPTION

1	2	3	4	5	6	7	8	9	10	11	12	13	14	15	16	17	18	19	20	CODE	ORDER
																				AF	Obey signals from Flagship
																				AI	Independent Action
																				AX	Battle Stations!
																				AA	Abandon ship!
																				AZ	Strike colors
COURSE AND SPEED																					
																				CA	Midships steady
																				CP #	Alter course to PORT
																				CS #	Alter course to STARBOARD
																				SF	Ahead full
																				SR#	Revolutions for # knots
																				SA	Full astern
																				SS	All stop
ILLUMINATION AND EVASION																					
																				EX	Evasive action
																				KX	Lay smoke
																				IS ##	Illuminate using starshell
																				IL #	Illuminate using searchlight
TORPEDO AND AIRCRAFT																					
																				TR (X)	Prepare to launch torpedoes to (X)
																				TL (X)	Launch torpedoes to (X)
																				VL	Prepare to launch aircraft
																				VX	Launch aircraft
PRIMARY BATTERY																					
																				B1D	Directed fire as range permits
																				B1V	Coordinated fire
																				B1L	Local control as range permits
																				B1P	Split fire
																				B1C	Change target
																				B1B	Barrage fire as range permits
SECONDARY BATTERY																					
																				B2D	Directed fire as range permits
																				B2L	Local control as range permits
																				B2P	Split fire
																				B2C	Change target
																				B2B	Barrage fire as range permits
TERTIARY AND RF BATTERY																					
																				B3D	Directed fire as range permits
																				B3L	Local Control as range permits
																				B3P	Split fire
																				B3C	Change target
																				R5B	Barrage fire as range permits
																				R6B	Barrage fire as range permits
																				R7B	Barrage fire as range permits

LOSS OF SPEED DURING TURNS

KTS	4	6	8	10	12	14	16	18	20	22	24	26	28	30	32	34	36	38	40
STD	3.0	4.5	6.0	7.5	9.0	10.5	12.0	13.5	15.0	16.5	18.0	19.5	21.0	22.5	24.0	25.5	27.0	28.5	30.0
E/EA	NA	NA	NA	NA	6.0	7.0	8.0	9.0	10.0	11.0	12.0	13.0	14.0	15.0	16.0	17.0	18.0	19.0	20.0

TURNING SEGMENTS

DEG OF TURN	SEGMENTS
TO 15	2 Segments*
16 TO 45	2 Segments
46 TO 90	3 Segments
91 TO 135	4 Segments
136 TO 180	5 Segments

SHIPBOARD FIRE TRACKING

T#	Fire	Current Severity					T#	Fire	Current Severity				

FIGHTING SHIPBOARD FIRES

NO DAMAGE CONTROL		DAMAGE CONTROL	
ROLL	EFECT ON FIRE	ROLL	EFECT ON FIRE
01-03	-20 from severity	01-05	Fire extinguished
04-12	-10 from severity	06-15	-30 from severity
13-50	No change	16-45	-20 from severity
51-85	+10 to severity	46-75	-10 from severity
86-95	+30 to severity	76-90	No change
96-00	+40 to severity	91-00	+10 to severity