















# Hakaze

DD JAPAN

1758-0 MINEKAZE Class

1920 to 1937

Displacement  
Complement  
Sunk 01/23/1943

1,345 ts  
148

Length  
Beam  
Draft

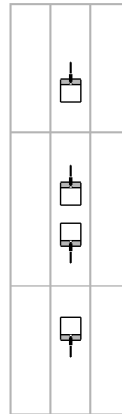
326 ft  
30 ft  
9.5 ft

Mitsubishi, Nagasaki  
Launched 06/21/1920  
Completed 09/16/1920



## SHIP LOG SHEET

Version 3/6/2009



4 x 12cm/45 11th Year

12

### FIRE CONTROL TABLE

T Kts	Short	Medium	Long	Extreme
0 - 9	14	9	6	4
10 - 18	10	6	4	3
19 - 27	8	5	3	2
28 - 36	7	4	3	2
37 - 45	6	4	3	2

<b>Max ROF</b>		<b>Range</b>		<b>Shell Size/Weight</b>	
5.0	sh/min	16,400 yds	32.8"	4.7"	45.0 lbs.
<b>Fire Control</b>		<b>FC Radar</b>	<b>+ 0</b>	<b>AP</b>	<b>SAP</b>
1	1Q2	None		COM	HE
<b>AA</b>	1.7	<b>Level</b>	S	<b>Ammunition</b>	160 rpg 640

COM	PENETRATION TABLE													
Yds	2,000	4,000	6,000	8,000	10,000	12,000	15,000	18,000	21,000	24,000	27,000	30,000	33,000	36,000
<b>ROF</b>	7.7	6.4	5.2	4.2	3.5	2.9	2.1	1.8						
<b>Rge</b>	S	S	M	M	L	L	E	E						
<b>H</b>	0.1	0.2	0.3	0.4	0.5	0.7	1.3	1.5						
<b>V</b>	3.6	2.6	1.9	1.5	1.3	1.1	1.0	1.1						

<b>Crew</b>	<b>Sea</b>	<b>BR</b>	<b>Targ Sz</b>	<b>Ops</b>
			0	

### AIRCRAFT

<b>Aircraft</b>	0	<b>Catapult</b>	0
-----------------	---	-----------------	---

<b>TORPEDOES</b>
<b>TT</b> 6 <b>Ammo</b> 6
53cm Type 6
<b>Damage Class</b> E
<b>Settings</b>
7,600/36
11,000/32
17,000/27
<b>MINES</b>
20

### RAPID FIRE BATTERIES

<b>RF1</b>	<b>None</b>				
<b>Max Rg</b>					
<b>Eff Rg</b>					
<b>RF</b>	<b>Port</b>				
0	<b>Stbd</b>				
<b>AA</b>	<b>Port</b>				
	<b>Stbd</b>				
<b>RF2</b>	<b>None</b>				
<b>Max Rg</b>					
<b>Eff Rg</b>					
<b>RF</b>	<b>Port</b>				
0	<b>Stbd</b>				
<b>AA</b>	<b>Port</b>				
	<b>Stbd</b>				
<b>RF3</b>	<b>None</b>				
<b>Max Rg</b>					
<b>Eff Rg</b>					
<b>RF</b>	<b>Port</b>				
	<b>Stbd</b>				
<b>AA</b>	<b>Port</b>				
	<b>Stbd</b>				

Captain

T#	BTTY	TARGET SHIP	SHELL	FCS	BR	H	RANGE	R	#RND	HITS

<b>Coal (ts)</b>	0	<b>Oil (ts)</b>	395	<b>Radius (nm/kts)</b>		<b>Search Radar</b>		<b>ASW MORTARS/ATW</b>		<b>DEPTH CHARGES</b>	
<b>Engines</b>	2 Parsons GT			3600	14	None		0		<b>Rack</b>	0
<b>Boilers</b>	4 Kampon			900	34	None		None		<b>Ammo</b>	0





DP 716, KTS 36, Engine Rm, Prop/Shaft, Boiler Rm, Speed, Increase, Bridge Command Rating, Flag Command Rating, Damage Control (DCR)

Fuel Code, ARMOR 1.00 Actual, 1H DECK 0.0, 2H TURRET 0.0, 3H SUPERSTR 0.0, 4V CON 0.0, 5V BELT MID 0.0, 6V BELT END 0.0, 7V BARBETTE 0.0, 8V TURRET 0.0, 9V SUPERSTR 0.0

Empty rectangular box for additional input or notes.

T# DE # SEVERITY DESCRIPTION table with multiple empty rows for damage reporting.

1-20 CODE ORDER table with sections for COURSE AND SPEED, ILLUMINATION AND EVASION, TORPEDO AND AIRCRAFT, PRIMARY BATTERY, RF BATTERY

LOSS OF SPEED DURING TURNS table with columns for KTS, STD, E/EA and various time intervals.

TURNING SEGMENTS table with columns for DEG OF TURN and SEGMENTS.

SHIPBOARD FIRE TRACKING table with columns for T#, Fire, Current Severity.

FIGHTING SHIPBOARD FIRES

NO DAMAGE CONTROL and DAMAGE CONTROL tables with columns for ROLL and EFFECT ON FIRE.







# Hokaze

DD JAPAN

1921 to 1937

1764-0 MINEKAZE Class

Displacement  
Complement  
Sunk 07/06/1944

1,345 ts  
148

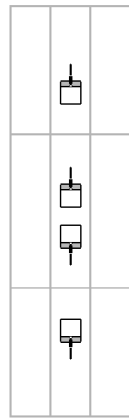
Length 326 ft  
Beam 30 ft  
Draft 9.5 ft

Maizuru Navy Yard  
Launched 07/12/1921  
Completed 12/22/1921



## SHIP LOG SHEET

Version 3/6/2009



4 x 12cm/45 11th Year

12

### FIRE CONTROL TABLE

T Kts	Short	Medium	Long	Extreme
0 - 9	14	9	6	7
10 - 18	10	6	4	5
19 - 27	8	5	3	4
28 - 36	7	4	3	2
37 - 45	6	4	3	2

<b>Max ROF</b>		<b>Range</b>		<b>Shell Size/Weight</b>	
5.0	sh/min	16,400 yds	32.8"	4.7"	45.0 lbs.
<b>Fire Control</b>			<b>FC Radar</b>		<b>+ 0</b>
1	1Q2	None			
<b>AP</b>	<b>SAP</b>		<b>COM</b>		<b>HE</b>
AA	1.7	Level	S	Ammunition	160 rpg

COM	PENETRATION TABLE													
Yds	2,000	4,000	6,000	8,000	10,000	12,000	15,000	18,000	21,000	24,000	27,000	30,000	33,000	36,000
<b>ROF</b>	7.7	6.4	5.2	4.2	3.5	2.9	2.1	1.8						
<b>Rge</b>	S	S	M	M	L	L	E	E						
<b>H</b>	0.1	0.2	0.3	0.4	0.5	0.7	1.3	1.5						
<b>V</b>	3.6	2.6	1.9	1.5	1.3	1.1	1.0	1.1						

Crew	Sea	BR	Targ Sz	Ops
			0	

### AIRCRAFT

Aircraft	0	Catapult	0
----------	---	----------	---

### TORPEDOES

1  
2

TT	6	Ammo	6
53cm Type 6			
Damage Class	E		
<b>Settings</b>			
	7,600/36		
	11,000/32		
	17,000/27		
<b>MINES</b>			
	20		

### RAPID FIRE BATTERIES

<b>RF1</b>	None			
Max Rg				
Eff Rg				

<b>RF</b> 0	Port				
	Stbd				
<b>AA</b>	Port				
	Stbd				

<b>RF2</b>	None			
Max Rg				
Eff Rg				

<b>RF</b> 0	Port				
	Stbd				
<b>AA</b>	Port				
	Stbd				

<b>RF3</b>	None			
Max Rg				
Eff Rg				

<b>RF</b>	Port				
	Stbd				
<b>AA</b>	Port				
	Stbd				

Captain \_\_\_\_\_

T#	BTY	TARGET SHIP	SHELL	FCS	BR	H	RANGE	R	#RND	HITS

Coal (ts)	0	Oil (ts)	395	Radius (nm/kts)		Search Radar	ASW MORTARS/ATW		DEPTH CHARGES		
Engines	2 Parsons GT		3600	14	None	0	Rack	0			
Boilers	4 Kampon		900	34	None	None	Ammo	0			





# Hokaze

DD JAPAN  
1764-1 MINEKAZE Class

1938 to 1941

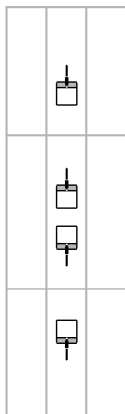
Displacement  
Complement  
Sunk 07/06/1944

1,552 ts Length 326 ft  
148 Beam 30 ft Maizuru Navy Yard  
Draft 9.5 ft Launched 07/12/1921  
Completed 12/22/1921



## SHIP LOG SHEET

Version 3/6/2009



4 x 12cm/45 11th Year

12

Max ROF		Range		Shell Size/Weight	
5.0	sh/min	16,400 yds	32.8"	4.7"	45.0 lbs.

Fire Control		FC Radar	+ 0	AP	SAP
1	1Q2	None		COM	HE

AA	1.7	Level	S	Ammunition	160 rpg	640
----	-----	-------	---	------------	---------	-----

COM		PENETRATION TABLE													
Yds	2,000	4,000	6,000	8,000	10,000	12,000	15,000	18,000	21,000	24,000	27,000	30,000	33,000	36,000	
ROF	7.7	6.4	5.2	4.2	3.5	2.9	2.1	1.8							
Rge	S	S	M	M	L	L	E	E							
H	0.1	0.2	0.3	0.4	0.5	0.7	1.3	1.5							
V	3.6	2.6	1.9	1.5	1.3	1.1	1.0	1.1							

FIRE CONTROL TABLE									
T Kts	Short	Medium	Long	Extreme					
0 - 9	14	9	6	7	4	6	4		
10 - 18	10	6	7	4	5	3	4	3	
19 - 27	8	5	5	3	4	3	3	2	
28 - 36	7	4	5	3	3	2	3	2	
37 - 45	6	4	4	3	3	2	3	2	

Crew	Sea	BR	Targ Sz	Ops
			0	

### AIRCRAFT

Aircraft	0	Catapult	0
----------	---	----------	---

### TORPEDOES

TT	6	Ammo	6
53cm Type 6			
Damage Class	E		
Settings			
7,600/36			
11,000/32			
17,000/27			
MINES			
0			

1  
2

### RAPID FIRE BATTERIES

RF1	None			
Max Rg				
Eff Rg				

RF	Port			
0	Stbd			
AA	Port			
	Stbd			

RF2	None			
Max Rg				
Eff Rg				

RF	Port			
0	Stbd			
AA	Port			
	Stbd			

RF3	None			
Max Rg				
Eff Rg				

RF	Port			
	Stbd			
AA	Port			
	Stbd			

Captain	
---------	--

T#	BTTY	TARGET SHIP	SHELL	FCS	BR	H	RANGE	R	#RND	HITS

Coal (ts)	0	Oil (ts)	295	Radius (nm/kts)		Search Radar	None	ASW MORTARS/ATW		DEPTH CHARGES		
Engines	2 Parsons GT				None		0	Rack	0			
Boilers	4 Kampon				None		None	Ammo	0			









# Minekaze

DD JAPAN 1920 to 1937

1755-0 MINEKAZE Class

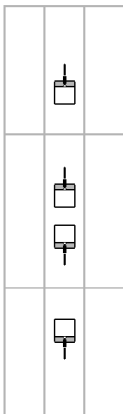
Displacement  
Complement  
Sunk 02/10/1944

1,345 ts | Length 326 ft | Maizuru Navy Yard  
148 | Beam 30 ft | Launched 02/08/1919  
Draft 9.5 ft | Completed 03/29/1920



## SHIP LOG SHEET

Version 3/6/2009



4 x 12cm/45 11th Year

12

### FIRE CONTROL TABLE

T Kts	Short	Medium	Long	Extreme
0 - 9	14 9 9 6	7 4	6 4	
10 - 18	10 6 7 4	5 3	4 3	
19 - 27	8 5 5 3	4 3	3 2	
28 - 36	7 4 5 3	3 2	3 2	
37 - 45	6 4 4 3	3 2	3 2	

Max ROF	5.0 sh/min	Range	16,400 yds 32.8"	Shell Size/Weight	4.7" 45.0 lbs.
---------	------------	-------	------------------	-------------------	----------------

Fire Control	1	1Q2	FC Radar	+ 0	AP	SAP
			None		COM	HE

AA	1.7	Level	S	Ammunition	160 rpg	640
----	-----	-------	---	------------	---------	-----

COM	PENETRATION TABLE													
Yds	2,000	4,000	6,000	8,000	10,000	12,000	15,000	18,000	21,000	24,000	27,000	30,000	33,000	36,000
ROF	7.7	6.4	5.2	4.2	3.5	2.9	2.1	1.8						
Rge	S	S	M	M	L	L	E	E						
H	0.1	0.2	0.3	0.4	0.5	0.7	1.3	1.5						
V	3.6	2.6	1.9	1.5	1.3	1.1	1.0	1.1						

Crew	Sea	BR	Targ Sz	Ops
			0	

### AIRCRAFT

Aircraft	0	Catapult	0
----------	---	----------	---

### TORPEDOES

TT	6	Ammo	6
53cm Type 6			
Damage Class	E		
Settings			
7,600/36			
11,000/32			
17,000/27			
MINES			
20			

1  
2

### RAPID FIRE BATTERIES

RF1	None			
Max Rg				
Eff Rg				

RF	Port				
0	Stbd				
AA	Port				
	Stbd				

RF2	None			
Max Rg				
Eff Rg				

RF	Port				
0	Stbd				
AA	Port				
	Stbd				

RF3	None			
Max Rg				
Eff Rg				

RF	Port				
	Stbd				
AA	Port				
	Stbd				

Captain

T#	BTY	TARGET SHIP	SHELL	FCS	BR	H	RANGE	R	#RND	HITS

Coal (ts)	0	Oil (ts)	395	Radius (nm/kts)		Search Radar		ASW MORTARS/ATW		DEPTH CHARGES	
Engines	2 Parsons GT			3600	14	None		0	Rack	0	
Boilers	4 Kampon			900	34	None		None	Ammo	0	









# Minekaze

DD JAPAN  
1755-2 MINEKAZE Class

1942 to 1944

Displacement  
Complement  
Sunk 02/10/1944

1,552 ts Length 326 ft  
148 Beam 30 ft  
Draft 9.5 ft  
Maizuru Navy Yard  
Launched 02/08/1919  
Completed 03/29/1920



## SHIP LOG SHEET

Version 3/6/2009



2 x 12cm/45 Type 10

**12**

<b>Max ROF</b>	<b>Range</b>		<b>Shell Size/Weight</b>	
8.0 sh/min	17,500 yds	35.0"	4.7"	45.0 lbs.

<b>Fire Control</b>		<b>FC Radar</b>	<b>+ 0</b>	AP	SAP
1	<b>1Q2</b>	None		COM	HE

<b>AA</b>	2.1	Level	V	<b>Ammunition</b>	160 rpg	320
-----------	-----	-------	---	-------------------	---------	-----

HE	PENETRATION TABLE													
<b>Yds</b>	2,000	4,000	6,000	8,000	10,000	12,000	15,000	18,000	21,000	24,000	27,000	30,000	33,000	36,000
<b>ROF</b>	<b>7.8</b>	<b>6.4</b>	<b>5.3</b>	<b>4.3</b>	<b>3.5</b>	<b>2.9</b>	<b>2.2</b>	<b>1.5</b>						
<b>Rge</b>	<b>S</b>	<b>S</b>	<b>S</b>	<b>M</b>	<b>M</b>	<b>L</b>	<b>E</b>	<b>E</b>						
<b>H</b>	0.1	0.1	0.2	0.3	0.5	0.7	1.2	1.7						
<b>V</b>	3.6	2.6	1.9	1.5	1.3	1.2	1.1	1.2						

FIRE CONTROL TABLE												
T Kts	Short	Medium	Long	Extreme	Short	Medium	Long	Extreme	Short	Medium	Long	Extreme
0 - 9	14	9	6	4	6	4	6	4	6	4	6	4
10 - 18	10	6	4	3	4	3	4	3	4	3	4	3
19 - 27	8	5	3	2	3	2	3	2	3	2	3	2
28 - 36	7	4	3	2	3	2	3	2	3	2	3	2
37 - 45	6	4	3	2	3	2	3	2	3	2	3	2

Crew	Sea	BR	Targ Sz	Ops
			<b>0</b>	

AIRCRAFT

Aircraft	0	Catapult	0
----------	---	----------	---

TORPEDOES

TT	3	Ammo	3
53cm Type 89			
Damage Class	<b>C</b>		
Settings			
6,000/45			
6,550/43			
10,900/35			
<b>MINES</b>			
0			

RAPID FIRE BATTERIES

<b>RF1</b>	10	<b>25mm/60 Type 96</b>			
Max Rg	7,440	14.9"	7	5	
Eff Rg	3,348	6.7"	11	8	

<b>RF</b>	Port	5	4	3	2	1
	Stbd	5	4	3	2	1

<b>AA</b>	Port	20	16	11	7	3
	Stbd	20	16	11	7	3

<b>RF2</b>	None				
Max Rg					
Eff Rg					

<b>RF</b>	Port					
	Stbd					

<b>AA</b>	Port					
	Stbd					

<b>RF3</b>	None				
Max Rg					
Eff Rg					

<b>RF</b>	Port					
	Stbd					

<b>AA</b>	Port					
	Stbd					

Captain

T#	BTY	TARGET SHIP	SHELL	FCS	BR	H	RANGE	R	#RND	HITS

Coal (ts)	0	Oil (ts)	275	Radius (nm/kts)	Search Radar		ASW MORTARS/ATW		DEPTH CHARGES		
Engines	2 Parsons GT				None		2 K-Guns		Rack	2	
Boilers	4 Kampon				None		None		Ammo	36	





Nadakaze

DD JAPAN

1921 to 1937

1760-0 MINEKAZE Class

Displacement 1,345 ts  
Complement 148  
Stricken 09/15/1945

Length 326 ft

Beam 30 ft

Draft 9.5 ft

Maizuru Navy Yard

Launched 06/26/1920

Completed 09/30/1921



SHIP LOG SHEET

Version 3/6/2009

4 x 12cm/45 11th Year

12

FIRE CONTROL TABLE

T Kts	Short	Medium	Long	Extreme
0 - 9	14 9 9 6 7 4	6 4	6 4	
10 - 18	10 6 7 4 5 3	4 3	4 3	
19 - 27	8 5 5 3 4 3	3 2	3 2	
28 - 36	7 4 5 3 3 2	3 2	3 2	
37 - 45	6 4 4 3 3 2	3 2	3 2	

Max ROF		Range		Shell Size/Weight	
5.0 sh/min		16,400 yds 32.8"		4.7" 45.0 lbs.	
Fire Control		FC Radar + 0		AP	SAP
1 1Q2		None		COM	HE
AA	1.7 Level S	Ammunition 160 rpg 640			

COM	PENETRATION TABLE													
Yds	2,000	4,000	6,000	8,000	10,000	12,000	15,000	18,000	21,000	24,000	27,000	30,000	33,000	36,000
ROF	7.7	6.4	5.2	4.2	3.5	2.9	2.1	1.8						
Rge	S	S	M	M	L	L	E	E						
H	0.1	0.2	0.3	0.4	0.5	0.7	1.3	1.5						
V	3.6	2.6	1.9	1.5	1.3	1.1	1.0	1.1						

Crew	Sea	BR	Targ Sz	Ops
			0	

Captain \_\_\_\_\_

AIRCRAFT

Aircraft	0	Catapult	0
----------	---	----------	---

TORPEDOES

TT	6	Ammo	6
53cm Type 6			
Damage Class	E		
Settings			
7,600/36			
11,000/32			
17,000/27			

MINES

20
----

1  
2

RAPID FIRE BATTERIES

RF1	None			
Max Rg				
Eff Rg				

RF	Port			
0	Stbd			
AA	Port			
	Stbd			

RF2	None			
Max Rg				
Eff Rg				

RF	Port			
0	Stbd			
AA	Port			
	Stbd			

RF3	None			
Max Rg				
Eff Rg				

RF	Port			
	Stbd			
AA	Port			
	Stbd			

T#	BTTY	TARGET SHIP	SHELL	FCS	BR	H	RANGE	R	#RND	HITS
----	------	-------------	-------	-----	----	---	-------	---	------	------

Coal (ts)	0	Oil (ts)	395	Radius (nm/kts)	Search Radar	ASW MORTARS/ATW	DEPTH CHARGES
Engines	2 Parsons GT		3600 14	None	0	Rack 0	
Boilers	4 Kampon		900 34	None	None	Ammo 0	





# Nadakaze

DD JAPAN

1939 to 1945

1760-1 MINEKAZE Class

Displacement  
Complement  
Stricken 09/15/1945

1,552 ts  
148

Length  
Beam  
Draft

326 ft  
30 ft  
9.5 ft

Maizuru Navy Yard

Launched 06/26/1920

Completed 09/30/1921



## SHIP LOG SHEET

Version 3/6/2009



2 x 12cm/45 Type 10

12

Max ROF		Range		Shell Size/Weight	
8.0	sh/min	17,500 yds	35.0"	4.7"	45.0 lbs.
Fire Control		FC Radar	+ 0	AP	SAP
1	1Q2	None		COM	HE
AA	2.1	Level	V	Ammunition	160 rpg 320

FIRE CONTROL TABLE						
T Kts	Short	Medium	Long	Extreme		
0 - 9	14	9	9	6	7	4
10 - 18	10	6	7	4	5	3
19 - 27	8	5	5	3	4	3
28 - 36	7	4	5	3	3	2
37 - 45	6	4	4	3	3	2

HE		PENETRATION TABLE												
Yds	2,000	4,000	6,000	8,000	10,000	12,000	15,000	18,000	21,000	24,000	27,000	30,000	33,000	36,000
ROF	7.8	6.4	5.3	4.3	3.5	2.9	2.2	1.5						
Rge	S	S	S	M	M	L	E	E						
H	0.1	0.1	0.2	0.3	0.5	0.7	1.2	1.7						
V	3.6	2.6	1.9	1.5	1.3	1.2	1.1	1.2						

Crew	Sea	BR	Targ Sz	Ops
			0	

### AIRCRAFT

Aircraft	0		Catapult	0
----------	---	--	----------	---

TORPEDOES			
TT	3	Ammo	3
53cm Type 6			
Damage Class	E		
Settings			
7,600/36			
11,000/32			
17,000/27			
MINES			
0			

1



### RAPID FIRE BATTERIES

RF1	10	25mm/60 Type 96				
Max Rg	7,440	14.9"	7	5		
Eff Rg	3,348	6.7"	11	8		
RF 5	Port	5	4	3	2	1
	Stbd	5	4	3	2	1
AA M	Port	20	16	11	7	3
	Stbd	20	16	11	7	3

RF2	None				
Max Rg					
Eff Rg					

RF 0	Port					
	Stbd					
AA	Port					
	Stbd					

RF3	None				
Max Rg					
Eff Rg					

RF	Port					
	Stbd					
AA	Port					
	Stbd					

Captain

Conversion to patrol vesel.

T#	BTTY	TARGET SHIP	SHELL	FCS	BR	H	RANGE	R	#RND	HITS

Coal (ts)	0	Oil (ts)		Radius (nm/kts)		Search Radar		ASW MORTARS/ATW		DEPTH CHARGES	
Engines	2 Parsons GT					None		0		Rack 2	
Boilers	2 Kampon					None		None		Ammo 16	









# Namikaze

DD JAPAN

1763-1 MINEKAZE Class

1940 to 1941

Displacement  
Complement  
To China 00/00/1947

1,692 ts  
148

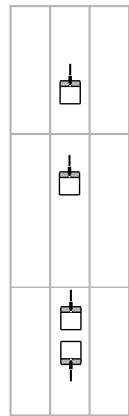
Length 326 ft  
Beam 30 ft  
Draft 9.5 ft

Maizuru Navy Yard  
Launched 06/24/1922  
Completed 11/11/1922

# SEEKRIEG 5

## SHIP LOG SHEET

Version 3/6/2009



4 x 12cm/45 11th Year

**12**

Max ROF		Range		Shell Size/Weight	
5.0	sh/min	16,400 yds	32.8"	4.7"	45.0 lbs.
Fire Control		FC Radar	+ 0		
1	1Q2	None			
AA	1.7	Level	S	Ammunition	160 rpg 640
AP		SAP			
COM		HE			

FIRE CONTROL TABLE						
T Kts	Short	Medium	Long	Extreme		
<b>0 - 9</b>	14	9	9	6	7	4
<b>10 - 18</b>	10	6	7	4	5	3
<b>19 - 27</b>	8	5	5	3	4	3
<b>28 - 36</b>	7	4	5	3	3	2
<b>37 - 45</b>	6	4	4	3	3	2

COM		PENETRATION TABLE												
Yds	2,000	4,000	6,000	8,000	10,000	12,000	15,000	18,000	21,000	24,000	27,000	30,000	33,000	36,000
ROF	7.7	6.4	5.2	4.2	3.5	2.9	2.1	1.8						
Rge	S	S	M	M	L	L	E	E						
H	0.1	0.2	0.3	0.4	0.5	0.7	1.3	1.5						
V	3.6	2.6	1.9	1.5	1.3	1.1	1.0	1.1						

Crew	Sea	BR	Targ Sz	Ops
			0	

AIRCRAFT				
Aircraft	0		Catapult	0

TORPEDOES		
TT	6	Ammo 6
53cm Type 6		
Damage Class	E	
Settings		
	7,600/36	
	11,000/32	
	17,000/27	
MINES		
	0	

RAPID FIRE BATTERIES				
RF1	None			
Max Rg				
Eff Rg				
RF	Port			
<b>0</b>	Stbd			
AA	Port			
	Stbd			

RF2	None			
Max Rg				
Eff Rg				
RF	Port			
<b>0</b>	Stbd			
AA	Port			
	Stbd			

RF3	None			
Max Rg				
Eff Rg				
RF	Port			
<b>0</b>	Stbd			
AA	Port			
	Stbd			

Captain \_\_\_\_\_

T#	BTY	TARGET SHIP	SHELL	FCS	BR	H	RANGE	R	#RND	HITS

Coal (ts)	0	Oil (ts)	395	Radius (nm/kts)		Search Radar	None	ASW MORTARS/ATW	0	DEPTH CHARGES	Rack 0
Engines	2 Parsons GT					None		None		Ammo 0	
Boilers	4 Kampon					None					





### Namikaze

DD JAPAN  
1763-2 MINEKAZE Class

1942 to 1944

Displacement  
Complement  
To China 00/00/1947

1,692 ts | Length 326 ft | Maizuru Navy Yard  
148 | Beam 30 ft | Launched 06/24/1922  
Draft 9.5 ft | Completed 11/11/1922



### 2 x 12cm/45 Type 10

12

FIRE CONTROL TABLE								
T Kts	Short	Medium	Long	Extreme				
0 - 9	14	9	9	6	7	4	6	4
10 - 18	10	6	7	4	5	3	4	3
19 - 27	8	5	5	3	4	3	3	2
28 - 36	7	4	5	3	3	2	3	2
37 - 45	6	4	4	3	3	2	3	2

Max ROF		Range		Shell Size/Weight		
8.0	sh/min	17,500 yds	35.0"	4.7"	45.0 lbs.	
Fire Control		FC Radar		+ 0		
1	1Q2	None		AP	SAP	
				COM	HE	
AA	2.1	Level	V	Ammunition	160 rpg	320

HE	PENETRATION TABLE													
Yds	2,000	4,000	6,000	8,000	10,000	12,000	15,000	18,000	21,000	24,000	27,000	30,000	33,000	36,000
ROF	7.8	6.4	5.3	4.3	3.5	2.9	2.2	1.5						
Rge	S	S	S	M	M	L	E	E						
H	0.1	0.1	0.2	0.3	0.5	0.7	1.2	1.7						
V	3.6	2.6	1.9	1.5	1.3	1.2	1.1	1.2						

Crew	Sea	BR	Targ Sz	Ops
			0	

AIRCRAFT				
Aircraft	0		Catapult	0

TORPEDOES			
TT	3	Ammo	3
53cm Type 89			
Damage Class	C		
Settings			
6,000/45			
6,550/43			
10,900/35			
MINES			
0			

RAPID FIRE BATTERIES							
RF1	10	25mm/60 Type 96					
Max Rg	7,440	14.9"	7	5			
Eff Rg	3,348	6.7"	11	8			
RF	5	Port	5	4	3	2	1
		Stbd	5	4	3	2	1
AA	M	Port	20	16	11	7	3
		Stbd	20	16	11	7	3

RF2	None					
Max Rg						
Eff Rg						
RF	0	Port				
		Stbd				
AA		Port				
		Stbd				

RF3	None					
Max Rg						
Eff Rg						
RF		Port				
		Stbd				
AA		Port				
		Stbd				

Captain						
---------	--	--	--	--	--	--

Radar fitted c.1944.

T#	BTTY	TARGET SHIP	SHELL	FCS	BR	H	RANGE	R	#RND	HITS

Coal (ts)	0	Oil (ts)	395	Radius (nm/kts)		Search Radar	No.22 M4	ASW MORTARS/ATW	2 K-Guns	DEPTH CHARGES	Rack	2
Engines	2 Parsons GT						None	None		Ammo	36	
Boilers	4 Kampon											





**Namikaze**  
 DD JAPAN  
 1763-3 MINEKAZE Class

1945 to 1945

Displacement  
 Complement  
 To China 00/00/1947

1,692 ts  
 148

Length 326 ft  
 Beam 30 ft  
 Draft 9.5 ft

Maizuru Navy Yard  
 Launched 06/24/1922  
 Completed 11/11/1922



SHIP LOG SHEET

Version 3/6/2009

1 x 12cm/45 Type 10

12

<b>Max ROF</b> 8.0 sh/min		<b>Range</b> 17,500 yds 35.0"		<b>Shell Size/Weight</b> 4.7" 45.0 lbs.	
<b>Fire Control</b> 1 1Q2		<b>FC Radar</b> None	<b>+ 0</b>	<b>AP</b> COM	<b>SAP</b> HE
<b>AA</b>	2.1	<b>Level</b>	V	<b>Ammunition</b>	160 rpg 160

FIRE CONTROL TABLE						
T Kts	Short	Medium	Long	Extreme		
<b>0 - 9</b>	14	9	6	7	4	6 4
<b>10 - 18</b>	10	6	7	4	5	3 4 3
<b>19 - 27</b>	8	5	5	3	4	3 3 2
<b>28 - 36</b>	7	4	5	3	3	2 3 2
<b>37 - 45</b>	6	4	4	3	3	2 3 2

HE	PENETRATION TABLE													
Yds	2,000	4,000	6,000	8,000	10,000	12,000	15,000	18,000	21,000	24,000	27,000	30,000	33,000	36,000
ROF	7.8	6.4	5.3	4.3	3.5	2.9	2.2	1.5						
Rge	S	S	S	M	M	L	E	E						
H	0.1	0.1	0.2	0.3	0.5	0.7	1.2	1.7						
V	3.6	2.6	1.9	1.5	1.3	1.2	1.1	1.2						

Crew	Sea	BR	Targ Sz	Ops
			0	

AIRCRAFT				
Aircraft	0		Catapult	0

TORPEDOES				
TT	0	Ammo	0	
None				
Damage Class				
Settings				

MINES				
	0			

RAPID FIRE BATTERIES				
<b>RF1</b>	20	25mm/60 Type 96		
Max Rg	7,440	14.9"	7	5
Eff Rg	3,348	6.7"	11	8
<b>RF</b>	Port	10	8	6 3 2
	Stbd	10	8	6 3 2
<b>5</b>	Port	41	33	22 13 6
	Stbd	41	33	22 13 6

<b>RF2</b>	None			
Max Rg				
Eff Rg				
<b>RF</b>	Port			
	Stbd			
<b>0</b>	Port			
	Stbd			

<b>RF3</b>	None			
Max Rg				
Eff Rg				
<b>RF</b>	Port			
	Stbd			
<b>AA</b>	Port			
	Stbd			

Captain

Kaiten carrier (2 Kaitens).

T#	BTTY	TARGET SHIP	SHELL	FCS	BR	H	RANGE	R	#RND	HITS

Coal (ts)	0	Oil (ts)	395	Radius (nm/kts)	Search Radar		ASW MORTARS/ATW		DEPTH CHARGES		
Engines	2 Parsons GT				No.22 M4		0		Rack	0	
Boilers	3 Kampon				None		None		Ammo	0	





# Nokaze

DD JAPAN

1921 to 1938

8083-0 MINEKAZE Class

Displacement  
Complement  
Sunk 02/20/1945

1,345 ts  
148

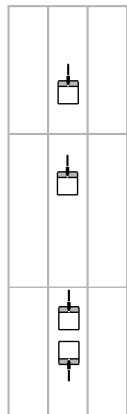
Length  
Beam  
Draft  
326 ft  
30 ft  
9.5 ft

Maizuru Navy Yard  
Launched  
Completed  
10/01/1921  
03/31/1922



## SHIP LOG SHEET

Version 3/6/2009



4 x 12cm/45 11th Year

12

Max ROF		Range		Shell Size/Weight	
5.0	sh/min	16,400 yds	32.8"	4.7"	45.0 lbs.
Fire Control		FC Radar	+ 0	AP	SAP
1	1Q2	None		COM	HE
AA	1.7	Level	S	Ammunition	160 rpg 640

FIRE CONTROL TABLE									
T Kts	Short	Medium	Long	Extreme					
0 - 9	14	9	9	6	7	4	6	4	
10 - 18	10	6	7	4	5	3	4	3	
19 - 27	8	5	5	3	4	3	3	2	
28 - 36	7	4	5	3	3	2	3	2	
37 - 45	6	4	4	3	3	2	3	2	

COM	PENETRATION TABLE													
Yds	2,000	4,000	6,000	8,000	10,000	12,000	15,000	18,000	21,000	24,000	27,000	30,000	33,000	36,000
ROF	7.7	6.4	5.2	4.2	3.5	2.9	2.1	1.8						
Rge	S	S	M	M	L	L	E	E						
H	0.1	0.2	0.3	0.4	0.5	0.7	1.3	1.5						
V	3.6	2.6	1.9	1.5	1.3	1.1	1.0	1.1						

Crew	Sea	BR	Targ Sz	Ops
			0	

AIRCRAFT				
Aircraft	0		Catapult	0

TORPEDOES			
TT	6	Ammo	6
53cm Type 6			
Damage Class	E		
Settings			
7,600/36			
11,000/32			
17,000/27			
MINES			
20			

### RAPID FIRE BATTERIES

RF1	None				
Max Rg					
Eff Rg					

RF	Port				
0	Stbd				
AA	Port				
	Stbd				

RF2	None				
Max Rg					
Eff Rg					

RF	Port				
0	Stbd				
AA	Port				
	Stbd				

RF3	None				
Max Rg					
Eff Rg					

RF	Port				
	Stbd				
AA	Port				
	Stbd				

Captain

T#	BTTY	TARGET SHIP	SHELL	FCS	BR	H	RANGE	R	#RND	HITS

Coal (ts)	0	Oil (ts)	395	Radius (nm/kts)	Search Radar		ASW MORTARS/ATW		DEPTH CHARGES	
Engines	2 Parsons GT		3600	14	None		0		Rack	0
Boilers	4 Kampon		900	34	None		None		Ammo	0





**Nokaze**  
DD JAPAN 1940 to 1941  
8083-1 MINEKAZE Class

Displacement  
Complement  
Sunk 02/20/1945

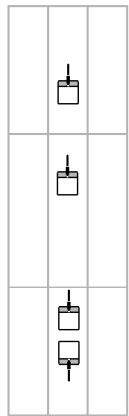
1,692 ts  
148

Length 326 ft  
Beam 30 ft  
Draft 9.5 ft  
Maizuru Navy Yard  
Launched 10/01/1921  
Completed 03/31/1922



**SHIP LOG SHEET**

Version 3/6/2009



4 x 12cm/45 11th Year

12

Max ROF		Range		Shell Size/Weight	
5.0	sh/min	16,400 yds	32.8"	4.7"	45.0 lbs.
Fire Control		FC Radar	+ 0	AP	SAP
1	1Q2	None		COM	HE
AA	1.7	Level	S	Ammunition	160 rpg 640

FIRE CONTROL TABLE									
T Kts	Short	Medium	Long	Extreme					
0 - 9	14	9	9	6	7	4	6	4	4
10 - 18	10	6	7	4	5	3	4	3	3
19 - 27	8	5	5	3	4	3	3	2	2
28 - 36	7	4	5	3	3	2	3	2	2
37 - 45	6	4	4	3	3	2	3	2	2

COM	PENETRATION TABLE														
	Yds	2,000	4,000	6,000	8,000	10,000	12,000	15,000	18,000	21,000	24,000	27,000	30,000	33,000	36,000
ROF	7.7	6.4	5.2	4.2	3.5	2.9	2.1	1.8							
Rge	S	S	M	M	L	L	E	E							
H	0.1	0.2	0.3	0.4	0.5	0.7	1.3	1.5							
V	3.6	2.6	1.9	1.5	1.3	1.1	1.0	1.1							

Crew	Sea	BR	Targ Sz	Ops
			0	

AIRCRAFT				
Aircraft	0		Catapult	0

TORPEDOES				
TT	6	Ammo	6	
53cm Type 6				
Damage Class	E			
Settings				
7,600/36				
11,000/32				
17,000/27				
MINES				
	0			

RAPID FIRE BATTERIES				
RF1	None			
Max Rg				
Eff Rg				

RF	Port				
0	Stbd				
AA	Port				
	Stbd				

RF2				
	None			
Max Rg				
Eff Rg				

RF	Port				
0	Stbd				
AA	Port				
	Stbd				

RF3				
	None			
Max Rg				
Eff Rg				

RF	Port				
	Stbd				
AA	Port				
	Stbd				

Captain \_\_\_\_\_

T#	BTTY	TARGET SHIP	SHELL	FCS	BR	H	RANGE	R	#RND	HITS

Coal (ts)	0	Oil (ts)	395	Radius (nm/kts)		Search Radar		ASW MORTARS/ATW			DEPTH CHARGES		
Engines	2 Parsons GT					None		0		Rack	0		
Boilers	4 Kampon					None		None		Ammo	0		





# Nokaze

DD JAPAN 1942 to 1945  
8083-2 MINEKAZE Class

Displacement	1,692 ts	Length	326 ft	Maizuru Navy Yard
Complement	148	Beam	30 ft	Launched
Sunk 02/20/1945		Draft	9.5 ft	Completed
				10/01/1921
				03/31/1922



## SHIP LOG SHEET

Version 3/6/2009

### 2 x 12cm/45 Type 10

12

<b>Max ROF</b> 8.0 sh/min		<b>Range</b> 17,500 yds 35.0"		<b>Shell Size/Weight</b> 4.7" 45.0 lbs.	
<b>Fire Control</b> 1 1Q2		<b>FC Radar</b> None	<b>+ 0</b>		
<b>AP</b>	<b>SAP</b>	<b>COM</b>	<b>HE</b>		
<b>AA</b>	2.1	<b>Level</b>	V	<b>Ammunition</b>	160 rpg 320

FIRE CONTROL TABLE							
T Kts	Short	Medium	Long	Extreme			
0 - 9	14	9	9	6	7	4	6 4
10 - 18	10	6	7	4	5	3	4 3
19 - 27	8	5	5	3	4	3	3 2
28 - 36	7	4	5	3	3	2	3 2
37 - 45	6	4	4	3	3	2	3 2

HE		PENETRATION TABLE														
Yds	2,000	4,000	6,000	8,000	10,000	12,000	15,000	18,000	21,000	24,000	27,000	30,000	33,000	36,000		
ROF	7.8	6.4	5.3	4.3	3.5	2.9	2.2	1.5								
Rge	S	S	S	M	M	L	E	E								
H	0.1	0.1	0.2	0.3	0.5	0.7	1.2	1.7								
V	3.6	2.6	1.9	1.5	1.3	1.2	1.1	1.2								

Crew	Sea	BR	Targ Sz	Ops
			0	

### AIRCRAFT

Aircraft	0	Catapult	0
----------	---	----------	---

### TORPEDOES

TT	3	Ammo	3
53cm Type 89			
Damage Class	C		
<b>Settings</b>			
6,000/45			
6,550/43			
10,900/35			
<b>MINES</b>			
0			

### RAPID FIRE BATTERIES

<b>RF1</b>	<b>10</b>	<b>25mm/60 Type 96</b>				
Max Rg	7,440	14.9"	7	5		
Eff Rg	3,348	6.7"	11	8		
<b>RF</b>	Port	5	4	3	2	1
	Stbd	5	4	3	2	1
<b>AA</b>	Port	20	16	11	7	3
	Stbd	20	16	11	7	3

<b>RF2</b>	None				
Max Rg					
Eff Rg					

<b>RF</b>	Port					
	Stbd					
<b>AA</b>	Port					
	Stbd					

<b>RF3</b>	None				
Max Rg					
Eff Rg					

<b>RF</b>	Port					
	Stbd					
<b>AA</b>	Port					
	Stbd					

Captain	
---------	--

T#	BTTY	TARGET SHIP	SHELL	FCS	BR	H	RANGE	R	#RND	HITS

Coal (ts)	0	Oil (ts)	395	Radius (nm/kts)		Search Radar		ASW MORTARS/ATW		DEPTH CHARGES	
Engines	2 Parsons GT					None		2 K-Guns		Rack 2	
Boilers	4 Kampon					None		None		Ammo 36	









# Numakaze

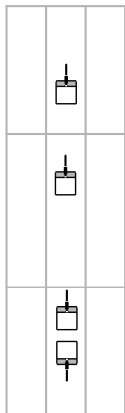
DD JAPAN 1940 to 1941  
8084-1 MINEKAZE Class

Displacement	1,692 ts	Length	326 ft	Maizuru Navy Yard
Complement	148	Beam	30 ft	Launched 02/25/1922
Sunk 12/19/1943		Draft	9.5 ft	Completed 07/24/1922



## SHIP LOG SHEET

Version 3/6/2009



4 x 12cm/45 11th Year

12

<b>Max ROF</b>		<b>Range</b>		<b>Shell Size/Weight</b>	
5.0	sh/min	16,400 yds	32.8"	4.7"	45.0 lbs.
<b>Fire Control</b>		<b>FC Radar</b>		<b>+ 0</b>	
1	1Q2	None			
<b>AA</b>		<b>Level</b>		<b>Ammunition</b>	
1.7	S	160 rpg		640	
<b>AP</b>		<b>SAP</b>		<b>COM</b>	
HE		HE		HE	

FIRE CONTROL TABLE						
T Kts	Short	Medium	Long	Extreme		
0 - 9	14	9	6	7	4	6
10 - 18	10	6	7	4	5	3
19 - 27	8	5	5	3	4	3
28 - 36	7	4	5	3	3	2
37 - 45	6	4	4	3	3	2

COM		PENETRATION TABLE													
Yds	2,000	4,000	6,000	8,000	10,000	12,000	15,000	18,000	21,000	24,000	27,000	30,000	33,000	36,000	
<b>ROF</b>	7.7	6.4	5.2	4.2	3.5	2.9	2.1	1.8							
<b>Rge</b>	S	S	M	M	L	L	E	E							
<b>H</b>	0.1	0.2	0.3	0.4	0.5	0.7	1.3	1.5							
<b>V</b>	3.6	2.6	1.9	1.5	1.3	1.1	1.0	1.1							

Crew	Sea	BR	Targ Sz	Ops
			0	

Captain \_\_\_\_\_

### AIRCRAFT

Aircraft	0	Catapult	0
----------	---	----------	---

1

2

TORPEDOES	
TT	6 Ammo 6
53cm Type 6	
Damage Class	E
Settings	
	7,600/36
	11,000/32
	17,000/27
MINES	
	0

### RAPID FIRE BATTERIES

<b>RF1</b>	None			
Max Rg				
Eff Rg				
<b>RF</b>	Port			
<b>0</b>	Stbd			
<b>AA</b>	Port			
	Stbd			
<b>RF2</b>	None			
Max Rg				
Eff Rg				
<b>RF</b>	Port			
<b>0</b>	Stbd			
<b>AA</b>	Port			
	Stbd			
<b>RF3</b>	None			
Max Rg				
Eff Rg				
<b>RF</b>	Port			
<b>AA</b>	Port			
	Stbd			

T#	BTTY	TARGET SHIP	SHELL	FCS	BR	H	RANGE	R	#RND	HITS

Coal (ts)	0	Oil (ts)	395	Radius (nm/kts)		Search Radar	None	ASW MORTARS/ATW	0	DEPTH CHARGES	Rack	0
Engines	2 Parsons GT					None		None		Ammo	0	
Boilers	4 Kampon					None		None				





**Numakaze**

DD JAPAN

8084-2 MINEKAZE Class

1942 to 1943

Displacement  
Complement  
Sunk 12/19/1943

1,692 ts  
148

Length  
Beam  
Draft

326 ft  
30 ft  
9.5 ft

Maizuru Navy Yard  
Launched 02/25/1922  
Completed 07/24/1922



**SHIP LOG SHEET**

Version 3/6/2009

2 x 12cm/45 Type 10

12

**FIRE CONTROL TABLE**

T Kts	Short	Medium	Long	Extreme						
0 - 9	14	9	9	6	7	4	6	4	4	
10 - 18	10	6	7	4	5	3	4	3	4	3
19 - 27	8	5	5	3	4	3	3	3	2	2
28 - 36	7	4	5	3	3	2	3	2	3	2
37 - 45	6	4	4	3	3	2	3	2	3	2

Max ROF	8.0	sh/min	Range	17,500 yds	35.0"	Shell Size/Weight	4.7"	45.0 lbs.
---------	-----	--------	-------	------------	-------	-------------------	------	-----------

Fire Control	1	1Q2	FC Radar	None		+ 0	AP SAP COM HE	
--------------	---	-----	----------	------	--	-----	------------------	--

AA	2.1	Level	V	Ammunition	160 rpg	320
----	-----	-------	---	------------	---------	-----

HE		PENETRATION TABLE												
Yds	2,000	4,000	6,000	8,000	10,000	12,000	15,000	18,000	21,000	24,000	27,000	30,000	33,000	36,000
ROF	7.8	6.4	5.3	4.3	3.5	2.9	2.2	1.5						
Rge	S	S	S	M	M	L	E	E						
H	0.1	0.1	0.2	0.3	0.5	0.7	1.2	1.7						
V	3.6	2.6	1.9	1.5	1.3	1.2	1.1	1.2						

Crew	Sea	BR	Targ Sz	Ops
			0	

**AIRCRAFT**

Aircraft	0	Catapult	0
----------	---	----------	---

**TORPEDOES**

TT	3	Ammo	3
----	---	------	---

53cm Type 89

Damage Class	C
--------------	---

**Settings**

6,000/45

6,550/43

10,900/35

**MINES**

0
---

**RAPID FIRE BATTERIES**

RF1	10	25mm/60 Type 96			
-----	----	-----------------	--	--	--

Max Rg	7,440	14.9"	7	5
--------	-------	-------	---	---

Eff Rg	3,348	6.7"	11	8
--------	-------	------	----	---

RF	5	Port	5	4	3	2	1
----	---	------	---	---	---	---	---

Stbd	5	4	3	2	1
------	---	---	---	---	---

AA	Port	20	16	11	7	3
----	------	----	----	----	---	---

M	Stbd	20	16	11	7	3
---	------	----	----	----	---	---

RF2	None					
-----	------	--	--	--	--	--

Max Rg		Eff Rg	
--------	--	--------	--

RF	0	Port					
----	---	------	--	--	--	--	--

Stbd							
------	--	--	--	--	--	--	--

AA	Port					
----	------	--	--	--	--	--

Stbd						
------	--	--	--	--	--	--

RF3	None					
-----	------	--	--	--	--	--

Max Rg		Eff Rg	
--------	--	--------	--

RF	0	Port					
----	---	------	--	--	--	--	--

Stbd							
------	--	--	--	--	--	--	--

AA	Port					
----	------	--	--	--	--	--

Stbd						
------	--	--	--	--	--	--

Captain

T#	BTTY	TARGET SHIP	SHELL	FCS	BR	H	RANGE	R	#RND	HITS

Coal (ts)	0	Oil (ts)	395	Radius (nm/kts)		Search Radar	None	ASW MORTARS/ATW	2 K-Guns	DEPTH CHARGES	Rack 2		
Engines	2 Parsons GT					None		None		Ammo	36		
Boilers	4 Kampon					None							









**Okikaze**

DD JAPAN  
1757-1 MINEKAZE Class

1938 to 1941

Displacement  
Complement  
BU 00/00/1948

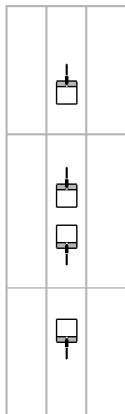
1,552 ts Length 326 ft  
148 Beam 30 ft  
Draft 9.5 ft

Maizuru Navy Yard  
Launched 10/03/1919  
Completed 08/17/1920



**SHIP LOG SHEET**

Version 3/6/2009



4 x 12cm/45 11th Year

12

FIRE CONTROL TABLE									
T Kts	Short	Medium	Long	Extreme					
0 - 9	14	9	9	6	7	4	6	4	
10 - 18	10	6	7	4	5	3	4	3	
19 - 27	8	5	5	3	4	3	3	2	
28 - 36	7	4	5	3	3	2	3	2	
37 - 45	6	4	4	3	3	2	3	2	

Max ROF		Range		Shell Size/Weight	
5.0	sh/min	16,400 yds	32.8"	4.7"	45.0 lbs.
Fire Control		FC Radar	+ 0	AP	SAP
1	1Q2	None		COM	HE
AA	1.7	Level	S	Ammunition	160 rpg 640

COM	PENETRATION TABLE														
	Yds	2,000	4,000	6,000	8,000	10,000	12,000	15,000	18,000	21,000	24,000	27,000	30,000	33,000	36,000
ROF	7.7	6.4	5.2	4.2	3.5	2.9	2.1	1.8							
Rge	S	S	M	M	L	L	E	E							
H	0.1	0.2	0.3	0.4	0.5	0.7	1.3	1.5							
V	3.6	2.6	1.9	1.5	1.3	1.1	1.0	1.1							

Crew	Sea	BR	Targ Sz	Ops
			0	

Captain

**AIRCRAFT**

Aircraft	0	Catapult	0
----------	---	----------	---

**TORPEDOES**

TT	6	Ammo	6
53cm Type 6			
Damage Class	E		
Settings			
	7,600/36		
	11,000/32		
	17,000/27		
MINES			
	0		

**RAPID FIRE BATTERIES**

RF1	None			
Max Rg				
Eff Rg				

RF	Port				
0	Stbd				
AA	Port				
	Stbd				

RF2	None			
Max Rg				
Eff Rg				

RF	Port				
0	Stbd				
AA	Port				
	Stbd				

RF3	None			
Max Rg				
Eff Rg				

RF	Port				
	Stbd				
AA	Port				
	Stbd				

T#	BTTY	TARGET SHIP	SHELL	FCS	BR	H	RANGE	R	#RND	HITS

Coal (ts)	0	Oil (ts)	275	Radius (nm/kts)		Search Radar	ASW MORTARS/ATW			DEPTH CHARGES		
Engines	2 Parsons GT					None	0		Rack	0		
Boilers	4 Kampon					None	None		Ammo	0		













**Sawakaze**  
 DD JAPAN  
 1756-1 MINEKAZE Class

1941 to 1945

Displacement  
 Complement  
 BU 00/00/1948

1,552 ts	Length	326 ft	Mitsubishi, Nagasaki
148	Beam	30 ft	Launched 01/07/1919
	Draft	9.5 ft	Completed 03/16/1920



SHIP LOG SHEET

Version 3/6/2009



2 x 12cm/45 Type 10

12

Max ROF		Range		Shell Size/Weight	
8.0	sh/min	17,500 yds	35.0"	4.7"	45.0 lbs.
Fire Control		FC Radar		+ 0	
1	1Q2	None		AP	SAP
				COM	HE
AA		Level		Ammunition	
2.1	V			160 rpg	320

FIRE CONTROL TABLE						
T Kts	Short	Medium	Long	Extreme		
0 - 9	14	9	6	7	4	6 4
10 - 18	10	6	4	5	3	4 3
19 - 27	8	5	3	4	3	3 2
28 - 36	7	4	3	3	2	3 2
37 - 45	6	4	3	3	2	3 2

HE		PENETRATION TABLE												
Yds	2,000	4,000	6,000	8,000	10,000	12,000	15,000	18,000	21,000	24,000	27,000	30,000	33,000	36,000
ROF	7.8	6.4	5.3	4.3	3.5	2.9	2.2	1.5						
Rge	S	S	S	M	M	L	E	E						
H	0.1	0.1	0.2	0.3	0.5	0.7	1.2	1.7						
V	3.6	2.6	1.9	1.5	1.3	1.2	1.1	1.2						

Crew	Sea	BR	Targ Sz	Ops
			0	

AIRCRAFT	
Aircraft	0
Catapult	0

TORPEDOES	
TT	0
Ammo	0

None	
Damage Class	
Settings	

MINES	
	0

RAPID FIRE BATTERIES

RF1	15	25mm/60 Type 96	
Max Rg	7,440	14.9"	7 5
Eff Rg	3,348	6.7"	11 8

RF	5	Port	8	6	4	2	1
		Stbd	8	6	4	2	1

AA	M	Port	31	24	17	10	5
		Stbd	31	24	17	10	5

RF2	None					
Max Rg						
Eff Rg						

RF	0	Port				
		Stbd				

AA		Port				
		Stbd				

RF3	None					
Max Rg						
Eff Rg						

RF		Port				
		Stbd				

AA		Port				
		Stbd				

Captain \_\_\_\_\_

Radar fitted c.1943.

T#	BTTY	TARGET SHIP	SHELL	FCS	BR	H	RANGE	R	#RND	HITS

Coal (ts)	0	Oil (ts)	230	Radius (nm/kts)		Search Radar		ASW MORTARS/ATW		DEPTH CHARGES	
Engines	2 Parsons GT					No.22 M4		2 K-Guns		Rack 2	
Boilers	4 Kampon					None		None		Ammo 36	





# Shimakaze

DD JAPAN  
1761-0 MINEKAZE Class

1920 to 1937

Displacement  
Complement  
Sunk 01/13/1943

1,345 ts  
148

Length  
Beam  
Draft

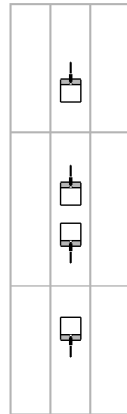
326 ft  
30 ft  
9.5 ft

Maizuru Navy Yard  
Launched 03/31/1920  
Completed 11/15/1920



## SHIP LOG SHEET

Version 3/6/2009



4 x 12cm/45 11th Year

12

### FIRE CONTROL TABLE

T Kts	Short	Medium	Long	Extreme			
0 - 9	14	9	6	7	4	6	4
10 - 18	10	6	7	4	5	3	4
19 - 27	8	5	5	3	4	3	2
28 - 36	7	4	5	3	3	2	3
37 - 45	6	4	4	3	3	2	3

Max ROF	Range	Shell Size/Weight
5.0 sh/min	16,400 yds 32.8"	4.7" 45.0 lbs.

Fire Control	FC Radar	+ 0	AP	SAP
1 1Q2	None		COM	HE

AA	Level	S	Ammunition	160 rpg	640
----	-------	---	------------	---------	-----

COM	PENETRATION TABLE														
	Yds	2,000	4,000	6,000	8,000	10,000	12,000	15,000	18,000	21,000	24,000	27,000	30,000	33,000	36,000
ROF	7.7	6.4	5.2	4.2	3.5	2.9	2.1	1.8							
Rge	S	S	M	M	L	L	E	E							
H	0.1	0.2	0.3	0.4	0.5	0.7	1.3	1.5							
V	3.6	2.6	1.9	1.5	1.3	1.1	1.0	1.1							

Crew	Sea	BR	Targ Sz	Ops
			0	

Captain \_\_\_\_\_

### AIRCRAFT

Aircraft	0	Catapult	0
----------	---	----------	---

### TORPEDOES

1	TT	6	Ammo	6
2	53cm Type 6			
	Damage Class	E		
	Settings			
	7,600/36			
11,000/32				
17,000/27				
<b>MINES</b>				
20				

### RAPID FIRE BATTERIES

RF1	None			
Max Rg				
Eff Rg				

RF	Port				
0	Stbd				
AA	Port				
	Stbd				

RF2	None			
Max Rg				
Eff Rg				

RF	Port				
0	Stbd				
AA	Port				
	Stbd				

RF3	None			
Max Rg				
Eff Rg				

RF	Port				
	Stbd				
AA	Port				
	Stbd				

T#	BTTY	TARGET SHIP	SHELL	FCS	BR	H	RANGE	R	#RND	HITS

Coal (ts)	0	Oil (ts)	395	Radius (nm/kts)		Search Radar		ASW MORTARS/ATW		DEPTH CHARGES	
Engines	2 Parsons GT		3600	14		None		0		Rack	0
Boilers	4 Kampon		900	34		None		None		Ammo	0

















# Shiokaze

DD JAPAN

1942 to 1944

8081-2 MINEKAZE Class

Displacement  
Complement  
Sunk 02/17/1944

1,552 ts  
148

Length 326 ft  
Beam 30 ft  
Draft 9.5 ft

Maizuru Navy Yard  
Launched 10/22/1920  
Completed 07/29/1921



## SHIP LOG SHEET

Version 3/6/2009



### 2 x 12cm/45 Type 10

12

Max ROF		Range		Shell Size/Weight	
8.0	sh/min	17,500 yds	35.0"	4.7"	45.0 lbs.

Fire Control		FC Radar		AP		SAP	
1	1Q2	None		COM		HE	

AA	2.1	Level	V	Ammunition		160 rpg	320
----	-----	-------	---	------------	--	---------	-----

HE		PENETRATION TABLE													
Yds	2,000	4,000	6,000	8,000	10,000	12,000	15,000	18,000	21,000	24,000	27,000	30,000	33,000	36,000	
ROF	7.8	6.4	5.3	4.3	3.5	2.9	2.2	1.5							
Rge	S	S	S	M	M	L	E	E							
H	0.1	0.1	0.2	0.3	0.5	0.7	1.2	1.7							
V	3.6	2.6	1.9	1.5	1.3	1.2	1.1	1.2							

FIRE CONTROL TABLE										
T Kts	Short	Medium	Long	Extreme						
0 - 9	14	9	9	6	7	4	6	4		
10 - 18	10	6	7	4	5	3	4	3		
19 - 27	8	5	5	3	4	3	3	2		
28 - 36	7	4	5	3	3	2	3	2		
37 - 45	6	4	4	3	3	2	3	2		

Crew	Sea	BR	Targ Sz	Ops
			0	

Captain \_\_\_\_\_

Radar fitted c.1943-44.

AIRCRAFT				
Aircraft	0		Catapult	0

1 III	TORPEDOES			
	TT	3	Ammo	3
	53cm Type 89			
	Damage Class	C		
	Settings			
	6,000/45			
	6,550/43			
	10,900/35			
	MINES			
	0			

### RAPID FIRE BATTERIES

RF1	10	25mm/60 Type 96			
Max Rg	7,440	14.9"	7	5	
Eff Rg	3,348	6.7"	11	8	

RF	Port	5	4	3	2	1
5	Stbd	5	4	3	2	1

AA	Port	20	16	11	7	3
M	Stbd	20	16	11	7	3

RF2	None					
Max Rg						
Eff Rg						

RF	Port					
0	Stbd					

AA	Port					
	Stbd					

RF3	None					
Max Rg						
Eff Rg						

RF	Port					
	Stbd					

AA	Port					
	Stbd					

T#	BTTY	TARGET SHIP	SHELL	FCS	BR	H	RANGE	R	#RND	HITS

Coal (ts)	0	Oil (ts)	230	Radius (nm/kts)		Search Radar		ASW MORTARS/ATW		DEPTH CHARGES	
Engines	2 Parsons GT					FuMO 71		2 K-Guns	Rack	2	
Boilers	4 Kampon					None		None	Ammo	36	













# Tachikaze

DD JAPAN  
8082-2 MINEKAZE Class

1942 to 1945

Displacement  
Complement  
BU 00/00/1947

1,552 ts | Length 326 ft | Maizuru Navy Yard  
148 | Beam 30 ft | Launched 03/31/1921  
Draft 9.5 ft | Completed 12/05/1921



## SHIP LOG SHEET

Version 3/6/2009

### 2 x 12cm/45 Type 10

12

Max ROF		Range		Shell Size/Weight	
8.0	sh/min	17,500 yds	35.0"	4.7"	45.0 lbs.
Fire Control		FC Radar	+ 0	AP	SAP
1	1Q2	None		COM	HE
AA	2.1	Level	V	Ammunition	160 rpg 320

FIRE CONTROL TABLE									
T Kts	Short	Medium	Long	Extreme					
0 - 9	14	9	9	6	7	4	6	4	
10 - 18	10	6	7	4	5	3	4	3	
19 - 27	8	5	5	3	4	3	3	2	
28 - 36	7	4	5	3	3	2	3	2	
37 - 45	6	4	4	3	3	2	3	2	

HE		PENETRATION TABLE												
Yds	2,000	4,000	6,000	8,000	10,000	12,000	15,000	18,000	21,000	24,000	27,000	30,000	33,000	36,000
ROF	7.8	6.4	5.3	4.3	3.5	2.9	2.2	1.5						
Rge	S	S	S	M	M	L	E	E						
H	0.1	0.1	0.2	0.3	0.5	0.7	1.2	1.7						
V	3.6	2.6	1.9	1.5	1.3	1.2	1.1	1.2						

Crew	Sea	BR	Targ Sz	Ops
			0	

Captain

AIRCRAFT				
Aircraft	0		Catapult	0

1 	TORPEDOES		
	TT	3	Ammo 3
	53cm Type 89		
	Damage Class	C	
Settings			
6,000/45			
6,550/43			
10,900/35			
MINES			
0			

### RAPID FIRE BATTERIES

RF1	10	25mm/60 Type 96				
Max Rg	7,440	14.9"	7	5		
Eff Rg	3,348	6.7"	11	8		
RF	Port	5	4	3	2	1
	Stbd	5	4	3	2	1
AA	Port	20	16	11	7	3
	Stbd	20	16	11	7	3

RF2	None				
Max Rg					
Eff Rg					

RF	Port					
	Stbd					
AA	Port					
	Stbd					

RF3	None				
Max Rg					
Eff Rg					

RF	Port					
	Stbd					
AA	Port					
	Stbd					

T#	BTTY	TARGET SHIP	SHELL	FCS	BR	H	RANGE	R	#RND	HITS

Coal (ts)	0	Oil (ts)	295	Radius (nm/kts)		Search Radar	None	ASW MORTARS/ATW	2 K-Guns	DEPTH CHARGES	Rack 2	
Engines	2 Parsons GT					None		None		Ammo	36	
Boilers	4 Kampon					None						

















