Ashigara

CA JAPAN 1929 to 1935

1637-0 MYOKO Class

Displacement	10,980 ts	*Length*	661 ft	Kawasaki, Kobe	
Complement	773	*Beam*	57 ft	*Launched*	04/11/1925
Sunk 06/08/1945		*Draft*	19.3 ft	*Completed*	08/20/1929

SEEKRIEG 5

SHIP LOG SHEET

Version 2/18/2009

10 x 20cm/50 Type 3 No.1 — 24

Max ROF	Range	Shell Size/Weight
4.0 sh/min	29,200 yds 58.4"	7.9" 242.5 lbs.

Fire Control			FC Radar	+ 0	AP	SAP
2		1G2	None		COM	HE

AA	0.0	Level	S	Ammunition	120 rpg	1200

FIRE CONTROL TABLE

T Kts	Short		Medium		Long		Extreme	
0 - 9	21	13	15	10	12	8	10	7
10 - 18	15	9	11	7	9	5	7	5
19 - 27	12	8	9	6	7	4	6	4
28 - 36	10	7	7	5	6	4	5	3
37 - 45	9	6	7	4	5	3	5	3

AP — PENETRATION TABLE

Yds	2,000	4,000	6,000	8,000	10,000	12,000	15,000	18,000	21,000	24,000	27,000	30,000	33,000	36,000
ROF	7.9	6.8	5.9	5.1	4.4	3.8	3.1	2.6	2.2	1.8	1.5	1.3		
Rge	S	S	S	S	M	M	M	L	L	E	E	E		
H	0.3	0.5	0.7	0.8	0.9	1.0	1.1	1.5	2.1	3.0	4.1	4.7		
V	14.9	12.9	11.0	9.4	7.9	6.7	5.3	4.5	3.8	3.1	2.5	1.8		

6 x 12cm/45 Type 10 — 12

Max ROF	Range	Shell Size/Weight
8.0 sh/min	17,500 yds 35.0"	4.7" 45.0 lbs.

Fire Control			FC Radar	+ 0	AP	SAP
2		2J2	None		COM	HE

AA	2.1	Level	V	Ammunition	300 rpg	1800

FIRE CONTROL TABLE

T Kts	Short		Medium		Long		Extreme	
0 - 9	15	9	11	7	8	5	7	5
10 - 18	10	7	7	5	6	4	5	3
19 - 27	9	5	6	4	5	3	4	3
28 - 36	7	5	5	3	4	3	4	2
37 - 45	7	4	5	3	4	2	3	2

HE — PENETRATION TABLE

Yds	2,000	4,000	6,000	8,000	10,000	12,000	15,000	18,000	21,000	24,000	27,000	30,000	33,000	36,000
ROF	7.8	6.4	5.3	4.3	3.5	2.9	2.2	1.5						
Rge	S	S	S	M	M	L	E	E						
H	0.1	0.1	0.2	0.3	0.5	0.7	1.2	1.7						
V	3.6	2.6	1.9	1.5	1.3	1.2	1.1	1.2						

Coal (ts)	0	Oil (ts)	2470	Radius (nm/kts)		Search Radar	ASW MORTARS/ATW			DEPTH CHARGES		
Engines	Kampon GT			8000	14	None	0			Rack	0	
Boilers	12 Kampon					None	None			Ammo	0	

Crew	Sea	BR	Targ Sz	Ops
			1	

AIRCRAFT

Aircraft	2			Catapult	1	
E2N-1/2				0 1 19		
93 kts	80 kts					

2 1
4 3

TORPEDOES

TT	12	Ammo	24

61cm Type 8 M2

Damage Class	C

Settings: 11,000/38; 16,400/32; 21,900/27

MINES: 0

RAPID FIRE BATTERIES

RF1		None
Max Rg		
Eff Rg		

RF						
0	Port					
	Stbd					
AA	Port					
	Stbd					

RF2		None
Max Rg		
Eff Rg		

RF						
0	Port					
	Stbd					
AA	Port					
	Stbd					

RF3		None
Max Rg		
Eff Rg		

RF						
	Port					
	Stbd					
AA	Port					
	Stbd					

Captain

T#	BTTY	TARGET SHIP	SHELL	FCS	BR	H	RANGE	R	#RNDS	HITS

COPYRIGHT © Richard R. Sartore 2009

Ashigara

TIER	DP
1/70	190
2/80	381
3/75	571
4/85	762
5/80	952
6/90	1123
7/85	1295
8/95	1466
9/90	1637
10	1809
10	1923

DP	1904
KTS	35

Engine Rm	4	35	31	20	7	0	0
Prop/Shaft	4	35	30	18	5	0	0
Boiler Rm	9	35	34	32	29	24	19
			13	7	2	0	0

Standard Turn	
45	
Emergency Turn	
90	

Target Sz	
1	
Searchlights	
Port	Stbd

Speed Increase	00-06 kt	07-18 kt	19-22 kt	23-26 kt	27-28 kt	29+ kt
	7.0	6.0	4.0	3.0	2.0	1.0

Crew

Bridge Command Rating	Flag Command Rating	Damage Control (DCR)
		5

Fuel Code	CL3D

ARMOR	0.95	Actual
1H DECK	1.3	1.4
2H TURRET	1.0	1.0
3H SUPERSTR	0.6	0.7
4V CON	0.0	0.0
5V BELT MID	3.8	4.0
6V BELT END	0.0	0.0
7V BARBETTE	1.0	1.0
8V TURRET	1.0	1.0
9V SUPERSTR	0.8	0.9

T#	DE #	SEVERITY	DESCRIPTION

1	2	3	4	5	6	7	8	9	10	11	12	13	14	15	16	17	18	19	20	CODE	ORDER
																				AF	Obey signals from Flagship
																				AI	Independent Action
																				AX	Battle Stations!
																				AA	Abandon ship!
																				AZ	Strike colors
COURSE AND SPEED																					
																				CA	Midships steady
																				CP #	Alter course to PORT
																				CS #	Alter course to STARBOARD
																				SF	Ahead full
																				SR#	Revolutions for # knots
																				SA	Full astern
																				SS	All stop
ILLUMINATION AND EVASION																					
																				EX	Evasive action
																				KX	Lay smoke
																				IS ##	Illuminate using starshell
																				IL #	Illuminate using searchlight
TORPEDO AND AIRCRAFT																					
																				TR (X)	Prepare to launch torpedoes to (X)
																				TL (X)	Launch torpedoes to (X)
																				VL	Prepare to launch aircraft
																				VX	Launch aircraft
PRIMARY BATTERY																					
																				B1D	Directed fire as range permits
																				B1V	Coordinated fire
																				B1L	Local control as range permits
																				B1P	Split fire
																				B1C	Change target
																				B1B	Barrage fire as range permits
SECONDARY BATTERY																					
																				B2D	Directed fire as range permits
																				B2L	Local control as range permits
																				B2P	Split fire
																				B2C	Change target
																				B2B	Barrage fire as range permits
RF BATTERY																					
																				R5B	Barrage fire as range permits
																				R6B	Barrage fire as range permits
																				R7B	Barrage fire as range permits

LOSS OF SPEED DURING TURNS

KTS	4	6	8	10	12	14	16	18	20	22	24	26	28	30	32	34	36	38	40
STD	3.0	4.5	6.0	7.5	9.0	10.5	12.0	13.5	15.0	16.5	18.0	19.5	21.0	22.5	24.0	25.5	27.0	28.5	30.0
E/EA	NA	NA	NA	NA	6.0	7.0	8.0	9.0	10.0	11.0	12.0	13.0	14.0	15.0	16.0	17.0	18.0	19.0	20.0

TURNING SEGMENTS

DEG OF TURN	SEGMENTS
TO 15	2 Segments*
16 TO 45	2 Segments
46 TO 90	3 Segments
91 TO 135	4 Segments
136 TO 180	5 Segments

SHIPBOARD FIRE TRACKING

T#	Fire	Current Severity					T#	Fire	Current Severity				

FIGHTING SHIPBOARD FIRES

NO DAMAGE CONTROL	
ROLL	EFECT ON FIRE
01-03	-20 from severity
04-12	-10 from severity
13-50	No change
51-85	+10 to severity
86-95	+30 to severity
96-00	+40 to severity

DAMAGE CONTROL	
ROLL	EFECT ON FIRE
01-05	Fire extinguished
06-15	-30 from severity
16-45	-20 from severity
46-75	-10 from severity
76-90	No change
91-00	+10 to severity

Ashigara

CA JAPAN 1936 to 1939

1637-1 MYOKO Class

Displacement	11,600 ts	*Length*	662 ft	Kawasaki, Kobe	
Complement	832	*Beam*	62 ft	*Launched*	04/11/1925
Sunk 06/08/1945		*Draft*	19.3 ft	*Completed*	08/20/1929

SEEKRIEG 5

SHIP LOG SHEET

Version 2/18/2009

10 x 20cm/50 Type 3 No.2 — 25

Max ROF	Range	Shell Size/Weight
4.0 sh/min	31,600 yds 63.2"	8.0" 277.4 lbs.

Fire Control			FC Radar	+ 0	AP	SAP
2		1G3	None		COM	HE

AA	0.0	Level	S	Ammunition	120 rpg	1200

FIRE CONTROL TABLE

T Kts	Short		Medium		Long		Extreme	
0 - 9	21	14	16	11	14	9	12	8
10 - 18	16	11	12	8	11	7	9	6
19 - 27	14	9	11	7	9	6	8	5
28 - 36	12	8	9	6	8	5	7	5
37 - 45	11	7	9	6	7	5	7	4

SAPBC — PENETRATION TABLE

Yds	2,000	4,000	6,000	8,000	10,000	12,000	15,000	18,000	21,000	24,000	27,000	30,000	33,000	36,000
ROF	7.9	6.8	5.9	5.1	4.5	3.9	3.3	2.7	2.3	2.0	1.7	1.4	1.3	
Rge	S	S	S	S	M	M	M	L	L	L	E	E	E	
H	0.3	0.5	0.7	0.8	0.9	1.0	1.2	1.4	1.8	2.5	3.4	4.4	5.0	
V	15.0	13.3	11.7	10.3	9.0	7.8	6.4	5.4	4.7	4.0	3.3	2.7	2.2	

8 x 12.7cm/40 Type 89 — 13

Max ROF	Range	Shell Size/Weight
12.0 sh/min	16,185 yds 32.4"	5.0" 51.7 lbs.

Fire Control			FC Radar	+ 0	AP	SAP
2		2G2	None		COM	HE

AA	2.7	Level	V	Ammunition	300 rpg	2400

FIRE CONTROL TABLE

T Kts	Short		Medium		Long		Extreme	
0 - 9	16	10	12	7	9	6	8	5
10 - 18	12	7	8	5	7	4	6	4
19 - 27	10	6	7	4	5	3	5	3
28 - 36	8	5	6	4	5	3	4	2
37 - 45	7	5	5	3	4	3	4	2

HE — PENETRATION TABLE

Yds	2,000	4,000	6,000	8,000	10,000	12,000	15,000	18,000	21,000	24,000	27,000	30,000	33,000	36,000
ROF	7.6	6.2	5.0	4.0	3.3	2.7	2.0	1.6						
Rge	S	S	M	M	L	L	E	E						
H	0.1	0.2	0.3	0.4	0.5	0.8	1.4	1.8						
V	3.9	2.8	2.1	1.7	1.3	1.2	1.1	1.3						

Coal (ts)	0	Oil (ts)	2470	Radius (nm/kts)		Search Radar	ASW MORTARS/ATW			DEPTH CHARGES		
Engines	Kampon GT			4000	16	None	0			Rack	0	
Boilers	12 Kampon					None	None			Ammo	0	

Crew	Sea	BR	Targ Sz	Ops
			2	

AIRCRAFT

Aircraft	2			Catapult	2	
E8N-2 Dave				1	1	27
162 kts	100 kts			23850 ft		

P S

TORPEDOES

TT	8	Ammo	16

61cm Type 93 M1-2

Damage Class	A

Settings: 22,000/48; 35,000/40; 43,700/36

MINES: 0

RAPID FIRE BATTERIES

RF1		None
Max Rg		
Eff Rg		

RF						
0	Port					
	Stbd					
AA	Port					
	Stbd					

RF2		None
Max Rg		
Eff Rg		

RF						
0	Port					
	Stbd					
AA	Port					
	Stbd					

RF3		None
Max Rg		
Eff Rg		

RF						
	Port					
	Stbd					
AA	Port					
	Stbd					

Captain

T#	BTTY	TARGET SHIP	SHELL	FCS	BR	H	RANGE	R	#RNDS	HITS

COPYRIGHT © Richard R. Sartore 2009

Ashigara

TIER	DP
1/70	196
2/80	391
3/75	587
4/85	783
5/80	979
6/90	1155
7/85	1331
8/95	1507
9/90	1683
10	1859
10	1977

DP	1957
KTS	34

Engine Rm	4	34	30	20	6	0	0
Prop/Shaft	4	34	30	17	4	0	0
Boiler Rm	9	34	33	31	28	24	18
			12	7	2	0	0

Standard Turn	
45	
Emergency Turn	
90	

Target Sz	
2	
Searchlights	
Port	Stbd

Speed Increase	00-06 kt	07-18 kt	19-22 kt	23-26 kt	27-28 kt	29+ kt
	7.0	6.0	4.0	3.0	2.0	1.0

Crew

Bridge Command Rating	Flag Command Rating	Damage Control (DCR)
		5

Fuel Code	CL3E

ARMOR	0.95	Actual
1H DECK	1.3	1.4
2H TURRET	1.0	1.0
3H SUPERSTR	0.6	0.7
4V CON	0.0	0.0
5V BELT MID	3.8	4.0
6V BELT END	0.0	0.0
7V BARBETTE	1.0	1.0
8V TURRET	1.0	1.0
9V SUPERSTR	0.8	0.9

T#	DE #	SEVERITY	DESCRIPTION

1	2	3	4	5	6	7	8	9	10	11	12	13	14	15	16	17	18	19	20	CODE	ORDER
																				AF	Obey signals from Flagship
																				AI	Independent Action
																				AX	Battle Stations!
																				AA	Abandon ship!
																				AZ	Strike colors
COURSE AND SPEED																					
																				CA	Midships steady
																				CP #	Alter course to PORT
																				CS #	Alter course to STARBOARD
																				SF	Ahead full
																				SR#	Revolutions for # knots
																				SA	Full astern
																				SS	All stop
ILLUMINATION AND EVASION																					
																				EX	Evasive action
																				KX	Lay smoke
																				IS ##	Illuminate using starshell
																				IL #	Illuminate using searchlight
TORPEDO AND AIRCRAFT																					
																				TR (X)	Prepare to launch torpedoes to (X)
																				TL (X)	Launch torpedoes to (X)
																				VL	Prepare to launch aircraft
																				VX	Launch aircraft
PRIMARY BATTERY																					
																				B1D	Directed fire as range permits
																				B1V	Coordinated fire
																				B1L	Local control as range permits
																				B1P	Split fire
																				B1C	Change target
																				B1B	Barrage fire as range permits
SECONDARY BATTERY																					
																				B2D	Directed fire as range permits
																				B2L	Local control as range permits
																				B2P	Split fire
																				B2C	Change target
																				B2B	Barrage fire as range permits
RF BATTERY																					
																				R5B	Barrage fire as range permits
																				R6B	Barrage fire as range permits
																				R7B	Barrage fire as range permits

LOSS OF SPEED DURING TURNS

KTS	4	6	8	10	12	14	16	18	20	22	24	26	28	30	32	34	36	38	40
STD	3.0	4.5	6.0	7.5	9.0	10.5	12.0	13.5	15.0	16.5	18.0	19.5	21.0	22.5	24.0	25.5	27.0	28.5	30.0
E/EA	NA	NA	NA	NA	6.0	7.0	8.0	9.0	10.0	11.0	12.0	13.0	14.0	15.0	16.0	17.0	18.0	19.0	20.0

TURNING SEGMENTS

DEG OF TURN	SEGMENTS
TO 15	2 Segments*
16 TO 45	2 Segments
46 TO 90	3 Segments
91 TO 135	4 Segments
136 TO 180	5 Segments

SHIPBOARD FIRE TRACKING

T#	Fire	Current Severity					T#	Fire	Current Severity				

FIGHTING SHIPBOARD FIRES

NO DAMAGE CONTROL	
ROLL	EFECT ON FIRE
01-03	-20 from severity
04-12	-10 from severity
13-50	No change
51-85	+10 to severity
86-95	+30 to severity
96-00	+40 to severity

DAMAGE CONTROL	
ROLL	EFECT ON FIRE
01-05	Fire extinguished
06-15	-30 from severity
16-45	-20 from severity
46-75	-10 from severity
76-90	No change
91-00	+10 to severity

Ashigara

CA JAPAN 1940 to 1943

1637-2 MYOKO Class

Displacement	13,000 ts	*Length*	662 ft	Kawasaki, Kobe	
Complement	920	*Beam*	68 ft	*Launched*	04/11/1925
Sunk 06/08/1945		*Draft*	20.8 ft	*Completed*	08/20/1929

SEEKRIEG 5

SHIP LOG SHEET

Version 2/18/2009



10 x 20cm/50 Type 3 No.2 — 25

Max ROF	Range	Shell Size/Weight
4.0 sh/min	31,600 yds 63.2"	8.0" 277.4 lbs.

Fire Control			FC Radar	+ 0	AP	SAP
2		1F3	None		COM	HE

AA	0.0	Level	S	Ammunition	120 rpg	1200

FIRE CONTROL TABLE

T Kts	Short		Medium		Long		Extreme	
0 - 9	23	16	18	13	15	11	14	10
10 - 18	18	12	14	10	12	8	10	7
19 - 27	15	11	12	8	10	7	9	6
28 - 36	13	9	10	7	9	6	8	5
37 - 45	12	9	10	7	8	6	7	5

SAPBC — PENETRATION TABLE

Yds	2,000	4,000	6,000	8,000	10,000	12,000	15,000	18,000	21,000	24,000	27,000	30,000	33,000	36,000
ROF	7.9	6.8	5.9	5.1	4.5	3.9	3.3	2.7	2.3	2.0	1.7	1.4	1.3	
Rge	S	S	S	S	M	M	M	L	L	L	E	E	E	
H	0.3	0.5	0.7	0.8	0.9	1.0	1.2	1.4	1.8	2.5	3.4	4.4	5.0	
V	15.0	13.3	11.7	10.3	9.0	7.8	6.4	5.4	4.7	4.0	3.3	2.7	2.2	

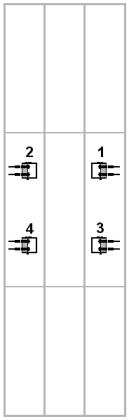

8 x 12.7cm/40 Type 89 — 13

Max ROF	Range	Shell Size/Weight
12.0 sh/min	16,185 yds 32.4"	5.0" 51.7 lbs.

Fire Control			FC Radar	+ 0	AP	SAP
2		2G2	None		COM	HE

AA	2.7	Level	V	Ammunition	300 rpg	2400

FIRE CONTROL TABLE

T Kts	Short		Medium		Long		Extreme	
0 - 9	16	10	12	7	9	6	8	5
10 - 18	12	7	8	5	7	4	6	4
19 - 27	10	6	7	4	5	3	5	3
28 - 36	8	5	6	4	5	3	4	2
37 - 45	7	5	5	3	4	3	4	2

HE — PENETRATION TABLE

Yds	2,000	4,000	6,000	8,000	10,000	12,000	15,000	18,000	21,000	24,000	27,000	30,000	33,000	36,000
ROF	7.6	6.2	5.0	4.0	3.3	2.7	2.0	1.6						
Rge	S	S	M	M	L	L	E	E						
H	0.1	0.2	0.3	0.4	0.5	0.8	1.4	1.8						
V	3.9	2.8	2.1	1.7	1.3	1.2	1.1	1.3						

Coal (ts)	0	Oil (ts)	2470	Radius (nm/kts)		Search Radar	ASW MORTARS/ATW			DEPTH CHARGES		
Engines	Kampon GT			5000	18	None	0			Rack	0	
Boilers	12 Kampon					None	None			Ammo	0	

Crew	Sea	BR	Targ Sz	Ops
			2	

AIRCRAFT

Aircraft	3			Catapult	2	
E8N-2 Dave				1	1	27
162 kts	100 kts			23850 ft		

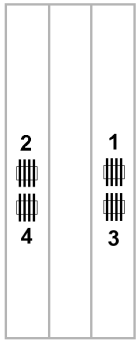

TORPEDOES

TT	16	Ammo	24

61cm Type 93 M1-2

Damage Class	A

Settings

22,000/48

35,000/40

43,700/36

MINES

0			

RAPID FIRE BATTERIES

RF1	8	25mm/60 Type 96			
Max Rg	7,440	14.9"		9	7
Eff Rg	3,348	6.7"		13	10

RF						
5	Port	4	3	2	1	1
	Stbd	4	3	2	1	1
AA	Port	16	13	9	5	2
M	Stbd	16	13	9	5	2

RF2		None				
Max Rg						
Eff Rg						

RF						
0	Port					
	Stbd					
AA	Port					
	Stbd					

RF3		None				
Max Rg						
Eff Rg						

RF						
	Port					
	Stbd					
AA	Port					
	Stbd					

Captain	

One Aichi E13A-1 carried as part of aircraft complement.

T#	BTTY	TARGET SHIP	SHELL	FCS	BR	H	RANGE	R	#RNDS	HITS

COPYRIGHT © Richard R. Sartore 2009

Ashigara

TIER	DP
1/70	207
2/80	414
3/75	621
4/85	828
5/80	1036
6/90	1222
7/85	1408
8/95	1595
9/90	1781
10	1967
10	2092

DP	2071
KTS	33

Engine Rm	4	33	29	19	6	0	0
Prop/Shaft	4	33	29	17	4	0	0
Boiler Rm	9	33	32	31	27	23	18
			12	6	2	0	0

Standard Turn	
45	
Emergency Turn	
90	

Target Sz	
2	
Searchlights	
Port	Stbd

Speed	00-06 kt	07-18 kt	19-22 kt	23-26 kt	27-28 kt	29+ kt
Increase	7.0	6.0	4.0	3.0	2.0	1.0

Crew

Bridge Command Rating	Flag Command Rating	Damage Control (DCR)
		5

Fuel Code	CL3E

ARMOR	0.95	Actual
1H DECK	1.3	1.4
2H TURRET	1.0	1.0
3H SUPERSTR	0.6	0.7
4V CON	0.0	0.0
5V BELT MID	3.8	4.0
6V BELT END	0.0	0.0
7V BARBETTE	1.0	1.0
8V TURRET	1.0	1.0
9V SUPERSTR	0.8	0.9

T#	DE #	SEVERITY	DESCRIPTION

1	2	3	4	5	6	7	8	9	10	11	12	13	14	15	16	17	18	19	20	CODE	ORDER
																				AF	Obey signals from Flagship
																				AI	Independent Action
																				AX	Battle Stations!
																				AA	Abandon ship!
																				AZ	Strike colors
COURSE AND SPEED																					
																				CA	Midships steady
																				CP #	Alter course to PORT
																				CS #	Alter course to STARBOARD
																				SF	Ahead full
																				SR#	Revolutions for # knots
																				SA	Full astern
																				SS	All stop
ILLUMINATION AND EVASION																					
																				EX	Evasive action
																				KX	Lay smoke
																				IS ##	Illuminate using starshell
																				IL #	Illuminate using searchlight
TORPEDO AND AIRCRAFT																					
																				TR (X)	Prepare to launch torpedoes to (X)
																				TL (X)	Launch torpedoes to (X)
																				VL	Prepare to launch aircraft
																				VX	Launch aircraft
PRIMARY BATTERY																					
																				B1D	Directed fire as range permits
																				B1V	Coordinated fire
																				B1L	Local control as range permits
																				B1P	Split fire
																				B1C	Change target
																				B1B	Barrage fire as range permits
SECONDARY BATTERY																					
																				B2D	Directed fire as range permits
																				B2L	Local control as range permits
																				B2P	Split fire
																				B2C	Change target
																				B2B	Barrage fire as range permits
RF BATTERY																					
																				R5B	Barrage fire as range permits
																				R6B	Barrage fire as range permits
																				R7B	Barrage fire as range permits

LOSS OF SPEED DURING TURNS

KTS	4	6	8	10	12	14	16	18	20	22	24	26	28	30	32	34	36	38	40
STD	3.0	4.5	6.0	7.5	9.0	10.5	12.0	13.5	15.0	16.5	18.0	19.5	21.0	22.5	24.0	25.5	27.0	28.5	30.0
E/EA	NA	NA	NA	NA	6.0	7.0	8.0	9.0	10.0	11.0	12.0	13.0	14.0	15.0	16.0	17.0	18.0	19.0	20.0

TURNING SEGMENTS

DEG OF TURN	SEGMENTS
TO 15	2 Segments*
16 TO 45	2 Segments
46 TO 90	3 Segments
91 TO 135	4 Segments
136 TO 180	5 Segments

SHIPBOARD FIRE TRACKING

T#	Fire	Current Severity					T#	Fire	Current Severity				

FIGHTING SHIPBOARD FIRES

NO DAMAGE CONTROL	
ROLL	EFECT ON FIRE
01-03	-20 from severity
04-12	-10 from severity
13-50	No change
51-85	+10 to severity
86-95	+30 to severity
96-00	+40 to severity

DAMAGE CONTROL	
ROLL	EFECT ON FIRE
01-05	Fire extinguished
06-15	-30 from severity
16-45	-20 from severity
46-75	-10 from severity
76-90	No change
91-00	+10 to severity

Ashigara

CA JAPAN 1943 to 1944

1637-3 MYOKO Class

Displacement	13,000 ts	*Length*	662 ft	Kawasaki, Kobe	
Complement	920	*Beam*	68 ft	*Launched*	04/11/1925
Sunk 06/08/1945		*Draft*	20.8 ft	*Completed*	08/20/1929

SEEKRIEG 5

SHIP LOG SHEET

Version 2/18/2009



10 x 20cm/50 Type 3 No.2 — 25

Max ROF	Range	Shell Size/Weight
4.0 sh/min	31,600 yds 63.2"	8.0" 277.4 lbs.

Fire Control	FC Radar	
2 1F3	None	+ 0

AP	SAP
COM	HE

AA	0.0	Level	S	Ammunition	120 rpg	1200

FIRE CONTROL TABLE

T Kts	Short		Medium		Long		Extreme	
0 - 9	23	16	18	13	15	11	14	10
10 - 18	18	12	14	10	12	8	10	7
19 - 27	15	11	12	8	10	7	9	6
28 - 36	13	9	10	7	9	6	8	5
37 - 45	12	9	10	7	8	6	7	5

SAPBC — PENETRATION TABLE

Yds	2,000	4,000	6,000	8,000	10,000	12,000	15,000	18,000	21,000	24,000	27,000	30,000	33,000	36,000
ROF	7.9	6.8	5.9	5.1	4.5	3.9	3.3	2.7	2.3	2.0	1.7	1.4	1.3	
Rge	S	S	S	S	M	M	M	L	L	L	E	E	E	
H	0.3	0.5	0.7	0.8	0.9	1.0	1.2	1.4	1.8	2.5	3.4	4.4	5.0	
V	15.0	13.3	11.7	10.3	9.0	7.8	6.4	5.4	4.7	4.0	3.3	2.7	2.2	

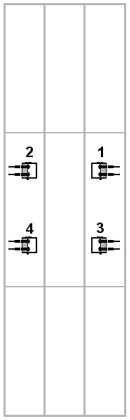

8 x 12.7cm/40 Type 89 — 13

Max ROF	Range	Shell Size/Weight
12.0 sh/min	16,185 yds 32.4"	5.0" 51.7 lbs.

Fire Control	FC Radar	
2 2G3	None	+ 0

AP	SAP
COM	HE

AA	2.7	Level	V	Ammunition	300 rpg	2400

FIRE CONTROL TABLE

T Kts	Short		Medium		Long		Extreme	
0 - 9	16	11	13	9	11	7	10	6
10 - 18	12	8	10	6	8	5	7	5
19 - 27	11	7	8	6	7	5	6	4
28 - 36	9	6	7	5	6	4	5	4
37 - 45	9	6	7	4	6	4	5	3

HE — PENETRATION TABLE

Yds	2,000	4,000	6,000	8,000	10,000	12,000	15,000	18,000	21,000	24,000	27,000	30,000	33,000	36,000
ROF	7.6	6.2	5.0	4.0	3.3	2.7	2.0	1.6						
Rge	S	S	M	M	L	L	E	E						
H	0.1	0.2	0.3	0.4	0.5	0.8	1.4	1.8						
V	3.9	2.8	2.1	1.7	1.3	1.2	1.1	1.3						

Crew	Sea	BR	Targ Sz	Ops
			2	

AIRCRAFT

Aircraft	3			Catapult	2	
F1M-2 Pete				2 1 30		
200 kts	120 kts			30970 ft		

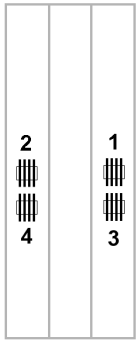

TORPEDOES

TT	16	Ammo	24

61cm Type 93 M1-2

Damage Class	A

Settings: 22,000/48; 35,000/40; 43,700/36

MINES

0			

RAPID FIRE BATTERIES

RF1	16	25mm/60 Type 96			
Max Rg	7,440	14.9"		9	7
Eff Rg	3,348	6.7"		13	10

RF						
5	Port	8	6	4	3	1
	Stbd	8	6	4	3	1
AA	Port	33	26	18	11	5
M	Stbd	33	26	18	11	5

RF2		None
Max Rg		
Eff Rg		

RF						
0	Port					
	Stbd					
AA	Port					
	Stbd					

RF3		None
Max Rg		
Eff Rg		

RF						
	Port					
	Stbd					
AA	Port					
	Stbd					

Captain	

After mid-1943 refit.

T#	BTTY	TARGET SHIP	SHELL	FCS	BR	H	RANGE	R	#RNDS	HITS

Coal (ts)	0	Oil (ts)	2470
Engines	Kampon GT		
Boilers	12 Kampon		

Radius (nm/kts)	
5000	18

Search Radar
No.21 Type 2 M2
None

ASW MORTARS/ATW		
0		
None		

DEPTH CHARGES			
Rack	0		
Ammo	0		

COPYRIGHT © Richard R. Sartore 2009

Ashigara

TIER	DP
1/70	207
2/80	414
3/75	621
4/85	828
5/80	1036
6/90	1222
7/85	1408
8/95	1595
9/90	1781
10	1967
10	2092

DP	2071
KTS	33

Engine Rm	4	33	29	19	6	0	0
Prop/Shaft	4	33	29	17	4	0	0
Boiler Rm	9	33	32	31	27	23	18
			12	6	2	0	0

Standard Turn	
45	
Emergency Turn	
90	

Target Sz	
2	
Searchlights	
Port	Stbd

Speed	00-06 kt	07-18 kt	19-22 kt	23-26 kt	27-28 kt	29+ kt
Increase	7.0	6.0	4.0	3.0	2.0	1.0

Crew

Bridge Command Rating	Flag Command Rating	Damage Control (DCR)
		5

Fuel Code	CL3E

ARMOR	0.95	Actual
1H DECK	1.3	1.4
2H TURRET	1.0	1.0
3H SUPERSTR	0.6	0.7
4V CON	0.0	0.0
5V BELT MID	3.8	4.0
6V BELT END	0.0	0.0
7V BARBETTE	1.0	1.0
8V TURRET	1.0	1.0
9V SUPERSTR	0.8	0.9

T#	DE #	SEVERITY	DESCRIPTION

1	2	3	4	5	6	7	8	9	10	11	12	13	14	15	16	17	18	19	20	CODE	ORDER
																				AF	Obey signals from Flagship
																				AI	Independent Action
																				AX	Battle Stations!
																				AA	Abandon ship!
																				AZ	Strike colors
COURSE AND SPEED																					
																				CA	Midships steady
																				CP #	Alter course to PORT
																				CS #	Alter course to STARBOARD
																				SF	Ahead full
																				SR#	Revolutions for # knots
																				SA	Full astern
																				SS	All stop
ILLUMINATION AND EVASION																					
																				EX	Evasive action
																				KX	Lay smoke
																				IS ##	Illuminate using starshell
																				IL #	Illuminate using searchlight
TORPEDO AND AIRCRAFT																					
																				TR (X)	Prepare to launch torpedoes to (X)
																				TL (X)	Launch torpedoes to (X)
																				VL	Prepare to launch aircraft
																				VX	Launch aircraft
PRIMARY BATTERY																					
																				B1D	Directed fire as range permits
																				B1V	Coordinated fire
																				B1L	Local control as range permits
																				B1P	Split fire
																				B1C	Change target
																				B1B	Barrage fire as range permits
SECONDARY BATTERY																					
																				B2D	Directed fire as range permits
																				B2L	Local control as range permits
																				B2P	Split fire
																				B2C	Change target
																				B2B	Barrage fire as range permits
RF BATTERY																					
																				R5B	Barrage fire as range permits
																				R6B	Barrage fire as range permits
																				R7B	Barrage fire as range permits

LOSS OF SPEED DURING TURNS

KTS	4	6	8	10	12	14	16	18	20	22	24	26	28	30	32	34	36	38	40
STD	3.0	4.5	6.0	7.5	9.0	10.5	12.0	13.5	15.0	16.5	18.0	19.5	21.0	22.5	24.0	25.5	27.0	28.5	30.0
E/EA	NA	NA	NA	NA	6.0	7.0	8.0	9.0	10.0	11.0	12.0	13.0	14.0	15.0	16.0	17.0	18.0	19.0	20.0

TURNING SEGMENTS

DEG OF TURN	SEGMENTS
TO 15	2 Segments*
16 TO 45	2 Segments
46 TO 90	3 Segments
91 TO 135	4 Segments
136 TO 180	5 Segments

SHIPBOARD FIRE TRACKING

T#	Fire	Current Severity					T#	Fire	Current Severity				

FIGHTING SHIPBOARD FIRES

NO DAMAGE CONTROL	
ROLL	EFECT ON FIRE
01-03	-20 from severity
04-12	-10 from severity
13-50	No change
51-85	+10 to severity
86-95	+30 to severity
96-00	+40 to severity

DAMAGE CONTROL	
ROLL	EFECT ON FIRE
01-05	Fire extinguished
06-15	-30 from severity
16-45	-20 from severity
46-75	-10 from severity
76-90	No change
91-00	+10 to severity

Ashigara

CA JAPAN 1944 to 1945

1637-4 MYOKO Class

Displacement	13,000 ts	*Length*	662 ft	Kawasaki, Kobe	
Complement	920	*Beam*	68 ft	*Launched*	04/11/1925
Sunk 06/08/1945		*Draft*	20.8 ft	*Completed*	08/20/1929

SEEKRIEG 5

SHIP LOG SHEET

Version 2/18/2009



10 x 20cm/50 Type 3 No.2 — 25

Max ROF	Range	Shell Size/Weight
4.0 sh/min	31,600 yds 63.2"	8.0" 277.4 lbs.

Fire Control			FC Radar	+ 0	AP	SAP
2		1F3	None		COM	HE

AA	0.0	Level	S	Ammunition	120 rpg	1200

FIRE CONTROL TABLE								
T Kts	Short		Medium		Long		Extreme	
0 - 9	23	16	18	13	15	11	14	10
10 - 18	18	12	14	10	12	8	10	7
19 - 27	15	11	12	8	10	7	9	6
28 - 36	13	9	10	7	9	6	8	5
37 - 45	12	9	10	7	8	6	7	5

SAPBC	PENETRATION TABLE													
Yds	2,000	4,000	6,000	8,000	10,000	12,000	15,000	18,000	21,000	24,000	27,000	30,000	33,000	36,000
ROF	7.9	6.8	5.9	5.1	4.5	3.9	3.3	2.7	2.3	2.0	1.7	1.4	1.3	
Rge	S	S	S	S	M	M	M	L	L	L	E	E	E	
H	0.3	0.5	0.7	0.8	0.9	1.0	1.2	1.4	1.8	2.5	3.4	4.4	5.0	
V	15.0	13.3	11.7	10.3	9.0	7.8	6.4	5.4	4.7	4.0	3.3	2.7	2.2	

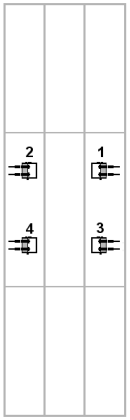

8 x 12.7cm/40 Type 89 — 13

Max ROF	Range	Shell Size/Weight
12.0 sh/min	16,185 yds 32.4"	5.0" 51.7 lbs.

Fire Control			FC Radar	+ 0	AP	SAP
2		2G3	None		COM	HE

AA	2.7	Level	V	Ammunition	300 rpg	2400

FIRE CONTROL TABLE								
T Kts	Short		Medium		Long		Extreme	
0 - 9	16	11	13	9	11	7	10	6
10 - 18	12	8	10	6	8	5	7	5
19 - 27	11	7	8	6	7	5	6	4
28 - 36	9	6	7	5	6	4	5	4
37 - 45	9	6	7	4	6	4	5	3

HE	PENETRATION TABLE													
Yds	2,000	4,000	6,000	8,000	10,000	12,000	15,000	18,000	21,000	24,000	27,000	30,000	33,000	36,000
ROF	7.6	6.2	5.0	4.0	3.3	2.7	2.0	1.6						
Rge	S	S	M	M	L	L	E	E						
H	0.1	0.2	0.3	0.4	0.5	0.8	1.4	1.8						
V	3.9	2.8	2.1	1.7	1.3	1.2	1.1	1.3						

Coal (ts)	0	Oil (ts)	2470	Radius (nm/kts)		Search Radar	ASW MORTARS/ATW			DEPTH CHARGES			
Engines	Kampon GT			5000	18	No.22 M4	0			Rack	0		
Boilers	12 Kampon					No.13 Type 3 M1	None			Ammo	0		

Crew	Sea	BR	Targ Sz	Ops
			2	

AIRCRAFT

Aircraft	2			Catapult	2	
E13A-1 Jake				0	1	31
203 kts	120 kts			28600 ft		

P S

TORPEDOES

TT	8	Ammo	16

61cm Type 93 M1-2

Damage Class	A

Settings

22,000/48

35,000/40

43,700/36

MINES

0			

RAPID FIRE BATTERIES

RF1	48	25mm/60 Type 96			
Max Rg	7,440	14.9"		9	7
Eff Rg	3,348	6.7"		13	10

RF						
5	Port	24	19	13	8	4
	Stbd	24	19	13	8	4
AA	Port	98	78	54	32	15
M	Stbd	98	78	54	32	15

RF2		None			
Max Rg					
Eff Rg					

RF						
0	Port					
	Stbd					
AA	Port					
	Stbd					

RF3		None			
Max Rg					
Eff Rg					

RF						
	Port					
	Stbd					
AA	Port					
	Stbd					

Captain	

After mid-1944 refit.

T#	BTTY	TARGET SHIP	SHELL	FCS	BR	H	RANGE	R	#RNDS	HITS

COPYRIGHT © Richard R. Sartore 2009

Ashigara

TIER	DP
1/70	207
2/80	414
3/75	621
4/85	828
5/80	1036
6/90	1222
7/85	1408
8/95	1595
9/90	1781
10	1967
10	2092

DP	2071
KTS	33

Engine Rm	4	33	29	19	6	0	0
Prop/Shaft	4	33	29	17	4	0	0
Boiler Rm	9	33	32	31	27	23	18
			12	6	2	0	0

Standard Turn	
45	
Emergency Turn	
90	

Target Sz	
2	
Searchlights	
Port	Stbd

Speed	00-06 kt	07-18 kt	19-22 kt	23-26 kt	27-28 kt	29+ kt
Increase	7.0	6.0	4.0	3.0	2.0	1.0

Crew

Bridge Command Rating	Flag Command Rating	Damage Control (DCR)
		5

Fuel Code	CL3E

ARMOR	0.95	Actual
1H DECK	1.3	1.4
2H TURRET	1.0	1.0
3H SUPERSTR	0.6	0.7
4V CON	0.0	0.0
5V BELT MID	3.8	4.0
6V BELT END	0.0	0.0
7V BARBETTE	1.0	1.0
8V TURRET	1.0	1.0
9V SUPERSTR	0.8	0.9

T#	DE #	SEVERITY	DESCRIPTION

1	2	3	4	5	6	7	8	9	10	11	12	13	14	15	16	17	18	19	20	CODE	ORDER
																				AF	Obey signals from Flagship
																				AI	Independent Action
																				AX	Battle Stations!
																				AA	Abandon ship!
																				AZ	Strike colors
COURSE AND SPEED																					
																				CA	Midships steady
																				CP #	Alter course to PORT
																				CS #	Alter course to STARBOARD
																				SF	Ahead full
																				SR#	Revolutions for # knots
																				SA	Full astern
																				SS	All stop
ILLUMINATION AND EVASION																					
																				EX	Evasive action
																				KX	Lay smoke
																				IS ##	Illuminate using starshell
																				IL #	Illuminate using searchlight
TORPEDO AND AIRCRAFT																					
																				TR (X)	Prepare to launch torpedoes to (X)
																				TL (X)	Launch torpedoes to (X)
																				VL	Prepare to launch aircraft
																				VX	Launch aircraft
PRIMARY BATTERY																					
																				B1D	Directed fire as range permits
																				B1V	Coordinated fire
																				B1L	Local control as range permits
																				B1P	Split fire
																				B1C	Change target
																				B1B	Barrage fire as range permits
SECONDARY BATTERY																					
																				B2D	Directed fire as range permits
																				B2L	Local control as range permits
																				B2P	Split fire
																				B2C	Change target
																				B2B	Barrage fire as range permits
RF BATTERY																					
																				R5B	Barrage fire as range permits
																				R6B	Barrage fire as range permits
																				R7B	Barrage fire as range permits

LOSS OF SPEED DURING TURNS

KTS	4	6	8	10	12	14	16	18	20	22	24	26	28	30	32	34	36	38	40
STD	3.0	4.5	6.0	7.5	9.0	10.5	12.0	13.5	15.0	16.5	18.0	19.5	21.0	22.5	24.0	25.5	27.0	28.5	30.0
E/EA	NA	NA	NA	NA	6.0	7.0	8.0	9.0	10.0	11.0	12.0	13.0	14.0	15.0	16.0	17.0	18.0	19.0	20.0

TURNING SEGMENTS

DEG OF TURN	SEGMENTS
TO 15	2 Segments*
16 TO 45	2 Segments
46 TO 90	3 Segments
91 TO 135	4 Segments
136 TO 180	5 Segments

SHIPBOARD FIRE TRACKING

T#	Fire	Current Severity					T#	Fire	Current Severity				

FIGHTING SHIPBOARD FIRES

NO DAMAGE CONTROL	
ROLL	EFECT ON FIRE
01-03	-20 from severity
04-12	-10 from severity
13-50	No change
51-85	+10 to severity
86-95	+30 to severity
96-00	+40 to severity

DAMAGE CONTROL	
ROLL	EFECT ON FIRE
01-05	Fire extinguished
06-15	-30 from severity
16-45	-20 from severity
46-75	-10 from severity
76-90	No change
91-00	+10 to severity

Haguro

CA JAPAN 1929 to 1935

1636-0 MYOKO Class

Displacement	10,980 ts	*Length*	661 ft	Mitsubishi, Nagasaki	
Complement	773	*Beam*	57 ft	*Launched*	03/16/1925
Sunk 05/16/1945		*Draft*	19.3 ft	*Completed*	04/25/1929

SEEKRIEG 5

SHIP LOG SHEET

Version 2/18/2009

10 x 20cm/50 Type 3 No.1 — 24

Max ROF	Range	Shell Size/Weight
4.0 sh/min	29,200 yds 58.4"	7.9" 242.5 lbs.

Fire Control	FC Radar	+ 0
2 1G2	None	

AP	SAP
COM	HE

AA	0.0	Level	S	Ammunition	120 rpg	1200

FIRE CONTROL TABLE

T Kts	Short		Medium		Long		Extreme	
0 - 9	21	13	15	10	12	8	10	7
10 - 18	15	9	11	7	9	5	7	5
19 - 27	12	8	9	6	7	4	6	4
28 - 36	10	7	7	5	6	4	5	3
37 - 45	9	6	7	4	5	3	5	3

AP — PENETRATION TABLE

Yds	2,000	4,000	6,000	8,000	10,000	12,000	15,000	18,000	21,000	24,000	27,000	30,000	33,000	36,000
ROF	7.9	6.8	5.9	5.1	4.4	3.8	3.1	2.6	2.2	1.8	1.5	1.3		
Rge	S	S	S	S	M	M	M	L	L	E	E	E		
H	0.3	0.5	0.7	0.8	0.9	1.0	1.1	1.5	2.1	3.0	4.1	4.7		
V	14.9	12.9	11.0	9.4	7.9	6.7	5.3	4.5	3.8	3.1	2.5	1.8		

6 x 12cm/45 Type 10 — 12

Max ROF	Range	Shell Size/Weight
8.0 sh/min	17,500 yds 35.0"	4.7" 45.0 lbs.

Fire Control	FC Radar	+ 0
2 2J2	None	

AP	SAP
COM	HE

AA	2.1	Level	V	Ammunition	300 rpg	1800

FIRE CONTROL TABLE

T Kts	Short		Medium		Long		Extreme	
0 - 9	15	9	11	7	8	5	7	5
10 - 18	10	7	7	5	6	4	5	3
19 - 27	9	5	6	4	5	3	4	3
28 - 36	7	5	5	3	4	3	4	2
37 - 45	7	4	5	3	4	2	3	2

HE — PENETRATION TABLE

Yds	2,000	4,000	6,000	8,000	10,000	12,000	15,000	18,000	21,000	24,000	27,000	30,000	33,000	36,000
ROF	7.8	6.4	5.3	4.3	3.5	2.9	2.2	1.5						
Rge	S	S	S	M	M	L	E	E						
H	0.1	0.1	0.2	0.3	0.5	0.7	1.2	1.7						
V	3.6	2.6	1.9	1.5	1.3	1.2	1.1	1.2						

Coal (ts)	0	Oil (ts)	2470	Radius (nm/kts)		Search Radar	ASW MORTARS/ATW			DEPTH CHARGES		
Engines	Kampon GT			8000	14	None	0			Rack	0	
Boilers	12 Kampon					None	None			Ammo	0	

Crew	Sea	BR	Targ Sz	Ops
			1	

AIRCRAFT

Aircraft	2			Catapult	1	
E2N-1/2				0 1 19		
93 kts	80 kts					

2 1
4 3

TORPEDOES

TT	12	Ammo	24

61cm Type 8 M2

Damage Class	C

Settings

11,000/38

16,400/32

21,900/27

MINES

0			

RAPID FIRE BATTERIES

RF1		None
Max Rg		
Eff Rg		

RF 0	Port					
	Stbd					
AA	Port					
	Stbd					

RF2		None
Max Rg		
Eff Rg		

RF 0	Port					
	Stbd					
AA	Port					
	Stbd					

RF3		None
Max Rg		
Eff Rg		

RF	Port					
	Stbd					
AA	Port					
	Stbd					

Captain	

T#	BTTY	TARGET SHIP	SHELL	FCS	BR	H	RANGE	R	#RNDS	HITS

COPYRIGHT © Richard R. Sartore 2009

Haguro

TIER	DP
1/70	190
2/80	381
3/75	571
4/85	762
5/80	952
6/90	1123
7/85	1295
8/95	1466
9/90	1637
10	1809
10	1923

DP	1904
KTS	35

Engine Rm	4	35	31	20	7	0	0
Prop/Shaft	4	35	30	18	5	0	0
Boiler Rm	9	35	34	32	29	24	19
			13	7	2	0	0

Standard Turn	
45	
Emergency Turn	
90	

Target Sz	
1	
Searchlights	
Port	Stbd

Speed	00-06 kt	07-18 kt	19-22 kt	23-26 kt	27-28 kt	29+ kt
Increase	7.0	6.0	4.0	3.0	2.0	1.0

Crew

Bridge Command Rating	Flag Command Rating	Damage Control (DCR)
		5

Fuel Code	CL3D

ARMOR	0.95	Actual
1H DECK	1.3	1.4
2H TURRET	1.0	1.0
3H SUPERSTR	0.6	0.7
4V CON	0.0	0.0
5V BELT MID	3.8	4.0
6V BELT END	0.0	0.0
7V BARBETTE	1.0	1.0
8V TURRET	1.0	1.0
9V SUPERSTR	0.8	0.9

T#	DE #	SEVERITY	DESCRIPTION

1	2	3	4	5	6	7	8	9	10	11	12	13	14	15	16	17	18	19	20	CODE	ORDER
																				AF	Obey signals from Flagship
																				AI	Independent Action
																				AX	Battle Stations!
																				AA	Abandon ship!
																				AZ	Strike colors
COURSE AND SPEED																					
																				CA	Midships steady
																				CP #	Alter course to PORT
																				CS #	Alter course to STARBOARD
																				SF	Ahead full
																				SR#	Revolutions for # knots
																				SA	Full astern
																				SS	All stop
ILLUMINATION AND EVASION																					
																				EX	Evasive action
																				KX	Lay smoke
																				IS ##	Illuminate using starshell
																				IL #	Illuminate using searchlight
TORPEDO AND AIRCRAFT																					
																				TR (X)	Prepare to launch torpedoes to (X)
																				TL (X)	Launch torpedoes to (X)
																				VL	Prepare to launch aircraft
																				VX	Launch aircraft
PRIMARY BATTERY																					
																				B1D	Directed fire as range permits
																				B1V	Coordinated fire
																				B1L	Local control as range permits
																				B1P	Split fire
																				B1C	Change target
																				B1B	Barrage fire as range permits
SECONDARY BATTERY																					
																				B2D	Directed fire as range permits
																				B2L	Local control as range permits
																				B2P	Split fire
																				B2C	Change target
																				B2B	Barrage fire as range permits
RF BATTERY																					
																				R5B	Barrage fire as range permits
																				R6B	Barrage fire as range permits
																				R7B	Barrage fire as range permits

LOSS OF SPEED DURING TURNS

KTS	4	6	8	10	12	14	16	18	20	22	24	26	28	30	32	34	36	38	40
STD	3.0	4.5	6.0	7.5	9.0	10.5	12.0	13.5	15.0	16.5	18.0	19.5	21.0	22.5	24.0	25.5	27.0	28.5	30.0
E/EA	NA	NA	NA	NA	6.0	7.0	8.0	9.0	10.0	11.0	12.0	13.0	14.0	15.0	16.0	17.0	18.0	19.0	20.0

TURNING SEGMENTS

DEG OF TURN	SEGMENTS
TO 15	2 Segments*
16 TO 45	2 Segments
46 TO 90	3 Segments
91 TO 135	4 Segments
136 TO 180	5 Segments

SHIPBOARD FIRE TRACKING

T#	Fire	Current Severity					T#	Fire	Current Severity				

FIGHTING SHIPBOARD FIRES

NO DAMAGE CONTROL	
ROLL	EFECT ON FIRE
01-03	-20 from severity
04-12	-10 from severity
13-50	No change
51-85	+10 to severity
86-95	+30 to severity
96-00	+40 to severity

DAMAGE CONTROL	
ROLL	EFECT ON FIRE
01-05	Fire extinguished
06-15	-30 from severity
16-45	-20 from severity
46-75	-10 from severity
76-90	No change
91-00	+10 to severity

Haguro

CA JAPAN 1936 to 1939

1636-1 MYOKO Class

Displacement	11,600 ts	*Length*	662 ft	Mitsubishi, Nagasaki	
Complement	832	*Beam*	62 ft	*Launched*	03/16/1925
Sunk 05/16/1945		*Draft*	19.3 ft	*Completed*	04/25/1929

SEEKRIEG 5

SHIP LOG SHEET

Version 2/18/2009

10 x 20cm/50 Type 3 No.2 — 25

Max ROF	Range	Shell Size/Weight
4.0 sh/min	31,600 yds 63.2"	8.0" 277.4 lbs.

Fire Control	FC Radar	
2 1G3	None	+ 0

AP	SAP
COM	HE

AA	0.0	Level	S	Ammunition	120 rpg	1200

FIRE CONTROL TABLE

T Kts	Short		Medium		Long		Extreme	
0 - 9	21	14	16	11	14	9	12	8
10 - 18	16	11	12	8	11	7	9	6
19 - 27	14	9	11	7	9	6	8	5
28 - 36	12	8	9	6	8	5	7	5
37 - 45	11	7	9	6	7	5	7	4

SAPBC — PENETRATION TABLE

Yds	2,000	4,000	6,000	8,000	10,000	12,000	15,000	18,000	21,000	24,000	27,000	30,000	33,000	36,000
ROF	7.9	6.8	5.9	5.1	4.5	3.9	3.3	2.7	2.3	2.0	1.7	1.4	1.3	
Rge	S	S	S	S	M	M	M	L	L	L	E	E	E	
H	0.3	0.5	0.7	0.8	0.9	1.0	1.2	1.4	1.8	2.5	3.4	4.4	5.0	
V	15.0	13.3	11.7	10.3	9.0	7.8	6.4	5.4	4.7	4.0	3.3	2.7	2.2	

8 x 12.7cm/40 Type 89 — 13

Max ROF	Range	Shell Size/Weight
12.0 sh/min	16,185 yds 32.4"	5.0" 51.7 lbs.

Fire Control	FC Radar	
2 2G2	None	+ 0

AP	SAP
COM	HE

AA	2.7	Level	V	Ammunition	300 rpg	2400

FIRE CONTROL TABLE

T Kts	Short		Medium		Long		Extreme	
0 - 9	16	10	12	7	9	6	8	5
10 - 18	12	7	8	5	7	4	6	4
19 - 27	10	6	7	4	5	3	5	3
28 - 36	8	5	6	4	5	3	4	2
37 - 45	7	5	5	3	4	3	4	2

HE — PENETRATION TABLE

Yds	2,000	4,000	6,000	8,000	10,000	12,000	15,000	18,000	21,000	24,000	27,000	30,000	33,000	36,000
ROF	7.6	6.2	5.0	4.0	3.3	2.7	2.0	1.6						
Rge	S	S	M	M	L	L	E	E						
H	0.1	0.2	0.3	0.4	0.5	0.8	1.4	1.8						
V	3.9	2.8	2.1	1.7	1.3	1.2	1.1	1.3						

Coal (ts)	0	Oil (ts)	2470
Engines	Kampon GT		
Boilers	12 Kampon		

Radius (nm/kts)	
4000	16

Search Radar
None
None

ASW MORTARS/ATW			DEPTH CHARGES			
0			Rack	0		
None			Ammo	0		

Crew	Sea	BR	Targ Sz	Ops
			2	

AIRCRAFT

Aircraft	2			Catapult	2	
E8N-2 Dave				1	1	27
162 kts	100 kts			23850 ft		

P S

TORPEDOES

TT	8	Ammo	16

61cm Type 93 M1-2

Damage Class	A

Settings: 22,000/48; 35,000/40; 43,700/36

MINES

0			

RAPID FIRE BATTERIES

RF1		None
Max Rg		
Eff Rg		

RF 0	Port					
	Stbd					
AA	Port					
	Stbd					

RF2		None
Max Rg		
Eff Rg		

RF 0	Port					
	Stbd					
AA	Port					
	Stbd					

RF3		None
Max Rg		
Eff Rg		

RF	Port					
	Stbd					
AA	Port					
	Stbd					

Captain	

T#	BTTY	TARGET SHIP	SHELL	FCS	BR	H	RANGE	R	#RNDS	HITS

COPYRIGHT © Richard R. Sartore 2009

Haguro

TIER	DP
1/70	196
2/80	391
3/75	587
4/85	783
5/80	979
6/90	1155
7/85	1331
8/95	1507
9/90	1683
10	1859
10	1977

DP	1957
KTS	34

Engine Rm	4	34	30	20	6	0	0
Prop/Shaft	4	34	30	17	4	0	0
Boiler Rm	9	34	33	31	28	24	18
			12	7	2	0	0

Standard Turn	
45	
Emergency Turn	
90	

Target Sz	
2	
Searchlights	
Port	Stbd

Speed Increase	00-06 kt	07-18 kt	19-22 kt	23-26 kt	27-28 kt	29+ kt
	7.0	6.0	4.0	3.0	2.0	1.0

Crew

Bridge Command Rating	Flag Command Rating	Damage Control (DCR)
		5

Fuel Code	CL3E

ARMOR	0.95	Actual
1H DECK	1.3	1.4
2H TURRET	1.0	1.0
3H SUPERSTR	0.6	0.7
4V CON	0.0	0.0
5V BELT MID	3.8	4.0
6V BELT END	0.0	0.0
7V BARBETTE	1.0	1.0
8V TURRET	1.0	1.0
9V SUPERSTR	0.8	0.9

T#	DE #	SEVERITY	DESCRIPTION

1	2	3	4	5	6	7	8	9	10	11	12	13	14	15	16	17	18	19	20	CODE	ORDER
																				AF	Obey signals from Flagship
																				AI	Independent Action
																				AX	Battle Stations!
																				AA	Abandon ship!
																				AZ	Strike colors
COURSE AND SPEED																					
																				CA	Midships steady
																				CP #	Alter course to PORT
																				CS #	Alter course to STARBOARD
																				SF	Ahead full
																				SR#	Revolutions for # knots
																				SA	Full astern
																				SS	All stop
ILLUMINATION AND EVASION																					
																				EX	Evasive action
																				KX	Lay smoke
																				IS ##	Illuminate using starshell
																				IL #	Illuminate using searchlight
TORPEDO AND AIRCRAFT																					
																				TR (X)	Prepare to launch torpedoes to (X)
																				TL (X)	Launch torpedoes to (X)
																				VL	Prepare to launch aircraft
																				VX	Launch aircraft
PRIMARY BATTERY																					
																				B1D	Directed fire as range permits
																				B1V	Coordinated fire
																				B1L	Local control as range permits
																				B1P	Split fire
																				B1C	Change target
																				B1B	Barrage fire as range permits
SECONDARY BATTERY																					
																				B2D	Directed fire as range permits
																				B2L	Local control as range permits
																				B2P	Split fire
																				B2C	Change target
																				B2B	Barrage fire as range permits
RF BATTERY																					
																				R5B	Barrage fire as range permits
																				R6B	Barrage fire as range permits
																				R7B	Barrage fire as range permits

LOSS OF SPEED DURING TURNS

KTS	4	6	8	10	12	14	16	18	20	22	24	26	28	30	32	34	36	38	40
STD	3.0	4.5	6.0	7.5	9.0	10.5	12.0	13.5	15.0	16.5	18.0	19.5	21.0	22.5	24.0	25.5	27.0	28.5	30.0
E/EA	NA	NA	NA	NA	6.0	7.0	8.0	9.0	10.0	11.0	12.0	13.0	14.0	15.0	16.0	17.0	18.0	19.0	20.0

TURNING SEGMENTS

DEG OF TURN	SEGMENTS
TO 15	2 Segments*
16 TO 45	2 Segments
46 TO 90	3 Segments
91 TO 135	4 Segments
136 TO 180	5 Segments

SHIPBOARD FIRE TRACKING

T#	Fire	Current Severity					T#	Fire	Current Severity				

FIGHTING SHIPBOARD FIRES

NO DAMAGE CONTROL	
ROLL	EFECT ON FIRE
01-03	-20 from severity
04-12	-10 from severity
13-50	No change
51-85	+10 to severity
86-95	+30 to severity
96-00	+40 to severity

DAMAGE CONTROL	
ROLL	EFECT ON FIRE
01-05	Fire extinguished
06-15	-30 from severity
16-45	-20 from severity
46-75	-10 from severity
76-90	No change
91-00	+10 to severity

Haguro

CA JAPAN 1940 to 1943

1636-2 MYOKO Class

Displacement	13,000 ts	*Length*	662 ft	Mitsubishi, Nagasaki	
Complement	920	*Beam*	68 ft	*Launched*	03/16/1925
Sunk 05/16/1945		*Draft*	20.8 ft	*Completed*	04/25/1929

SEEKRIEG 5

SHIP LOG SHEET

Version 2/18/2009



10 x 20cm/50 Type 3 No.2 — 25

Max ROF	Range	Shell Size/Weight
4.0 sh/min	31,600 yds 63.2"	8.0" 277.4 lbs.

Fire Control			FC Radar	+ 0	AP	SAP
2		1F3	None		COM	HE

AA	0.0	Level	S	Ammunition	120 rpg	1200

FIRE CONTROL TABLE

T Kts	Short		Medium		Long		Extreme	
0 - 9	23	16	18	13	15	11	14	10
10 - 18	18	12	14	10	12	8	10	7
19 - 27	15	11	12	8	10	7	9	6
28 - 36	13	9	10	7	9	6	8	5
37 - 45	12	9	10	7	8	6	7	5

SAPBC — PENETRATION TABLE

Yds	2,000	4,000	6,000	8,000	10,000	12,000	15,000	18,000	21,000	24,000	27,000	30,000	33,000	36,000
ROF	7.9	6.8	5.9	5.1	4.5	3.9	3.3	2.7	2.3	2.0	1.7	1.4	1.3	
Rge	S	S	S	S	M	M	M	L	L	L	E	E	E	
H	0.3	0.5	0.7	0.8	0.9	1.0	1.2	1.4	1.8	2.5	3.4	4.4	5.0	
V	15.0	13.3	11.7	10.3	9.0	7.8	6.4	5.4	4.7	4.0	3.3	2.7	2.2	

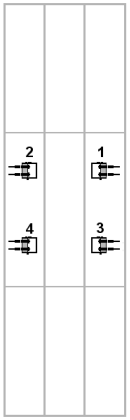

8 x 12.7cm/40 Type 89 — 13

Max ROF	Range	Shell Size/Weight
12.0 sh/min	16,185 yds 32.4"	5.0" 51.7 lbs.

Fire Control			FC Radar	+ 0	AP	SAP
2		2G2	None		COM	HE

AA	2.7	Level	V	Ammunition	300 rpg	2400

FIRE CONTROL TABLE

T Kts	Short		Medium		Long		Extreme	
0 - 9	16	10	12	7	9	6	8	5
10 - 18	12	7	8	5	7	4	6	4
19 - 27	10	6	7	4	5	3	5	3
28 - 36	8	5	6	4	5	3	4	2
37 - 45	7	5	5	3	4	3	4	2

HE — PENETRATION TABLE

Yds	2,000	4,000	6,000	8,000	10,000	12,000	15,000	18,000	21,000	24,000	27,000	30,000	33,000	36,000
ROF	7.6	6.2	5.0	4.0	3.3	2.7	2.0	1.6						
Rge	S	S	M	M	L	L	E	E						
H	0.1	0.2	0.3	0.4	0.5	0.8	1.4	1.8						
V	3.9	2.8	2.1	1.7	1.3	1.2	1.1	1.3						

Coal (ts)	0	Oil (ts)	2470	Radius (nm/kts)		Search Radar	ASW MORTARS/ATW			DEPTH CHARGES		
Engines	Kampon GT			5000	18	None	0			Rack	0	
Boilers	12 Kampon					None	None			Ammo	0	

Crew	Sea	BR	Targ Sz	Ops
			2	

AIRCRAFT

Aircraft	3			Catapult	2	
E8N-2 Dave				1	1	27
162 kts	100 kts			23850 ft		

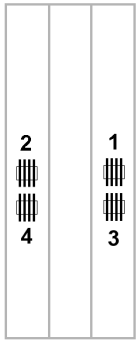

TORPEDOES

TT	16	Ammo	24

61cm Type 93 M1-2

Damage Class	A

Settings

22,000/48

35,000/40

43,700/36

MINES

0			

RAPID FIRE BATTERIES

RF1	8	25mm/60 Type 96			
Max Rg	7,440	14.9"		9	7
Eff Rg	3,348	6.7"		13	10

RF						
5	Port	4	3	2	1	1
	Stbd	4	3	2	1	1
AA	Port	16	13	9	5	2
M	Stbd	16	13	9	5	2

RF2		None			
Max Rg					
Eff Rg					

RF						
0	Port					
	Stbd					
AA	Port					
	Stbd					

RF3		None			
Max Rg					
Eff Rg					

RF						
	Port					
	Stbd					
AA	Port					
	Stbd					

Captain	

One Aichi E13A-1 carried as part of aircraft complement.

T#	BTTY	TARGET SHIP	SHELL	FCS	BR	H	RANGE	R	#RNDS	HITS

COPYRIGHT © Richard R. Sartore 2009

Haguro

TIER	DP
1/70	207
2/80	414
3/75	621
4/85	828
5/80	1036
6/90	1222
7/85	1408
8/95	1595
9/90	1781
10	1967
10	2092

DP	2071
KTS	33

Engine Rm	4	33	29	19	6	0	0
Prop/Shaft	4	33	29	17	4	0	0
Boiler Rm	9	33	32	31	27	23	18
			12	6	2	0	0

Standard Turn	
45	
Emergency Turn	
90	

Target Sz	
2	
Searchlights	
Port	Stbd

Speed	00-06 kt	07-18 kt	19-22 kt	23-26 kt	27-28 kt	29+ kt
Increase	7.0	6.0	4.0	3.0	2.0	1.0

Crew

Bridge Command Rating	Flag Command Rating	Damage Control (DCR)
		5

Fuel Code	CL3E

ARMOR	0.95	Actual
1H DECK	1.3	1.4
2H TURRET	1.0	1.0
3H SUPERSTR	0.6	0.7
4V CON	0.0	0.0
5V BELT MID	3.8	4.0
6V BELT END	0.0	0.0
7V BARBETTE	1.0	1.0
8V TURRET	1.0	1.0
9V SUPERSTR	0.8	0.9

T#	DE #	SEVERITY	DESCRIPTION

1	2	3	4	5	6	7	8	9	10	11	12	13	14	15	16	17	18	19	20	CODE	ORDER
																				AF	Obey signals from Flagship
																				AI	Independent Action
																				AX	Battle Stations!
																				AA	Abandon ship!
																				AZ	Strike colors
COURSE AND SPEED																					
																				CA	Midships steady
																				CP #	Alter course to PORT
																				CS #	Alter course to STARBOARD
																				SF	Ahead full
																				SR#	Revolutions for # knots
																				SA	Full astern
																				SS	All stop
ILLUMINATION AND EVASION																					
																				EX	Evasive action
																				KX	Lay smoke
																				IS ##	Illuminate using starshell
																				IL #	Illuminate using searchlight
TORPEDO AND AIRCRAFT																					
																				TR (X)	Prepare to launch torpedoes to (X)
																				TL (X)	Launch torpedoes to (X)
																				VL	Prepare to launch aircraft
																				VX	Launch aircraft
PRIMARY BATTERY																					
																				B1D	Directed fire as range permits
																				B1V	Coordinated fire
																				B1L	Local control as range permits
																				B1P	Split fire
																				B1C	Change target
																				B1B	Barrage fire as range permits
SECONDARY BATTERY																					
																				B2D	Directed fire as range permits
																				B2L	Local control as range permits
																				B2P	Split fire
																				B2C	Change target
																				B2B	Barrage fire as range permits
RF BATTERY																					
																				R5B	Barrage fire as range permits
																				R6B	Barrage fire as range permits
																				R7B	Barrage fire as range permits

LOSS OF SPEED DURING TURNS

KTS	4	6	8	10	12	14	16	18	20	22	24	26	28	30	32	34	36	38	40
STD	3.0	4.5	6.0	7.5	9.0	10.5	12.0	13.5	15.0	16.5	18.0	19.5	21.0	22.5	24.0	25.5	27.0	28.5	30.0
E/EA	NA	NA	NA	NA	6.0	7.0	8.0	9.0	10.0	11.0	12.0	13.0	14.0	15.0	16.0	17.0	18.0	19.0	20.0

TURNING SEGMENTS

DEG OF TURN	SEGMENTS
TO 15	2 Segments*
16 TO 45	2 Segments
46 TO 90	3 Segments
91 TO 135	4 Segments
136 TO 180	5 Segments

SHIPBOARD FIRE TRACKING

T#	Fire	Current Severity					T#	Fire	Current Severity				

FIGHTING SHIPBOARD FIRES

NO DAMAGE CONTROL	
ROLL	EFECT ON FIRE
01-03	-20 from severity
04-12	-10 from severity
13-50	No change
51-85	+10 to severity
86-95	+30 to severity
96-00	+40 to severity

DAMAGE CONTROL	
ROLL	EFECT ON FIRE
01-05	Fire extinguished
06-15	-30 from severity
16-45	-20 from severity
46-75	-10 from severity
76-90	No change
91-00	+10 to severity

Haguro

CA JAPAN 1943 to 1944

1636-3 MYOKO Class

Displacement	13,000 ts	*Length*	662 ft	Mitsubishi, Nagasaki	
Complement	920	*Beam*	68 ft	*Launched*	03/16/1925
Sunk 05/16/1945		*Draft*	20.8 ft	*Completed*	04/25/1929

SEEKRIEG 5

SHIP LOG SHEET

Version 2/18/2009



10 x 20cm/50 Type 3 No.2 — 25

Max ROF	Range	Shell Size/Weight
4.0 sh/min	31,600 yds 63.2"	8.0" 277.4 lbs.

Fire Control			FC Radar	+ 0	AP	SAP
2		1F3	None		COM	HE

AA	0.0	Level	S	Ammunition	120 rpg	1200

FIRE CONTROL TABLE								
T Kts	Short		Medium		Long		Extreme	
0 - 9	23	16	18	13	15	11	14	10
10 - 18	18	12	14	10	12	8	10	7
19 - 27	15	11	12	8	10	7	9	6
28 - 36	13	9	10	7	9	6	8	5
37 - 45	12	9	10	7	8	6	7	5

SAPBC	PENETRATION TABLE													
Yds	2,000	4,000	6,000	8,000	10,000	12,000	15,000	18,000	21,000	24,000	27,000	30,000	33,000	36,000
ROF	7.9	6.8	5.9	5.1	4.5	3.9	3.3	2.7	2.3	2.0	1.7	1.4	1.3	
Rge	S	S	S	S	M	M	M	L	L	L	E	E	E	
H	0.3	0.5	0.7	0.8	0.9	1.0	1.2	1.4	1.8	2.5	3.4	4.4	5.0	
V	15.0	13.3	11.7	10.3	9.0	7.8	6.4	5.4	4.7	4.0	3.3	2.7	2.2	

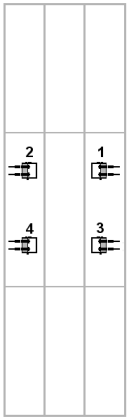

8 x 12.7cm/40 Type 89 — 13

Max ROF	Range	Shell Size/Weight
12.0 sh/min	16,185 yds 32.4"	5.0" 51.7 lbs.

Fire Control			FC Radar	+ 0	AP	SAP
2		2G3	None		COM	HE

AA	2.7	Level	V	Ammunition	300 rpg	2400

FIRE CONTROL TABLE								
T Kts	Short		Medium		Long		Extreme	
0 - 9	16	11	13	9	11	7	10	6
10 - 18	12	8	10	6	8	5	7	5
19 - 27	11	7	8	6	7	5	6	4
28 - 36	9	6	7	5	6	4	5	4
37 - 45	9	6	7	4	6	4	5	3

HE	PENETRATION TABLE													
Yds	2,000	4,000	6,000	8,000	10,000	12,000	15,000	18,000	21,000	24,000	27,000	30,000	33,000	36,000
ROF	7.6	6.2	5.0	4.0	3.3	2.7	2.0	1.6						
Rge	S	S	M	M	L	L	E	E						
H	0.1	0.2	0.3	0.4	0.5	0.8	1.4	1.8						
V	3.9	2.8	2.1	1.7	1.3	1.2	1.1	1.3						

Coal (ts)	0	Oil (ts)	2470	Radius (nm/kts)		Search Radar	ASW MORTARS/ATW			DEPTH CHARGES			
Engines	Kampon GT			5000	18	No.21 Type 2 M2	0			Rack	0		
Boilers	12 Kampon					None	None			Ammo	0		

Crew	Sea	BR	Targ Sz	Ops
			2	

AIRCRAFT

Aircraft	3			Catapult	2	
F1M-2 Pete				2	1	30
200 kts	120 kts			30970 ft		

2 4 1 3

TORPEDOES

TT	16	Ammo	24

61cm Type 93 M1-2

Damage Class	A

Settings: 22,000/48; 35,000/40; 43,700/36

MINES

0			

RAPID FIRE BATTERIES

RF1	16	25mm/60 Type 96			
Max Rg	7,440	14.9"		9	7
Eff Rg	3,348	6.7"		13	10

RF						
5	Port	8	6	4	3	1
	Stbd	8	6	4	3	1
AA	Port	33	26	18	11	5
M	Stbd	33	26	18	11	5

RF2		None
Max Rg		
Eff Rg		

RF						
0	Port					
	Stbd					
AA	Port					
	Stbd					

RF3		None
Max Rg		
Eff Rg		

RF						
	Port					
	Stbd					
AA	Port					
	Stbd					

Captain	

After mid-1943 refit.

T#	BTTY	TARGET SHIP	SHELL	FCS	BR	H	RANGE	R	#RNDS	HITS

COPYRIGHT © Richard R. Sartore 2009

Haguro

TIER	DP
1/70	207
2/80	414
3/75	621
4/85	828
5/80	1036
6/90	1222
7/85	1408
8/95	1595
9/90	1781
10	1967
10	2092

DP	2071
KTS	33

Engine Rm	4	33	29	19	6	0	0
Prop/Shaft	4	33	29	17	4	0	0
Boiler Rm	9	33	32	31	27	23	18
			12	6	2	0	0

Standard Turn	
45	
Emergency Turn	
90	

Target Sz	
2	
Searchlights	
Port	Stbd

Speed	00-06 kt	07-18 kt	19-22 kt	23-26 kt	27-28 kt	29+ kt
Increase	7.0	6.0	4.0	3.0	2.0	1.0

Crew

Bridge Command Rating	Flag Command Rating	Damage Control (DCR)
		5

Fuel Code	CL3E

ARMOR	0.95	Actual
1H DECK	1.3	1.4
2H TURRET	1.0	1.0
3H SUPERSTR	0.6	0.7
4V CON	0.0	0.0
5V BELT MID	3.8	4.0
6V BELT END	0.0	0.0
7V BARBETTE	1.0	1.0
8V TURRET	1.0	1.0
9V SUPERSTR	0.8	0.9

T#	DE #	SEVERITY	DESCRIPTION

1	2	3	4	5	6	7	8	9	10	11	12	13	14	15	16	17	18	19	20	CODE	ORDER
																				AF	Obey signals from Flagship
																				AI	Independent Action
																				AX	Battle Stations!
																				AA	Abandon ship!
																				AZ	Strike colors
COURSE AND SPEED																					
																				CA	Midships steady
																				CP #	Alter course to PORT
																				CS #	Alter course to STARBOARD
																				SF	Ahead full
																				SR#	Revolutions for # knots
																				SA	Full astern
																				SS	All stop
ILLUMINATION AND EVASION																					
																				EX	Evasive action
																				KX	Lay smoke
																				IS ##	Illuminate using starshell
																				IL #	Illuminate using searchlight
TORPEDO AND AIRCRAFT																					
																				TR (X)	Prepare to launch torpedoes to (X)
																				TL (X)	Launch torpedoes to (X)
																				VL	Prepare to launch aircraft
																				VX	Launch aircraft
PRIMARY BATTERY																					
																				B1D	Directed fire as range permits
																				B1V	Coordinated fire
																				B1L	Local control as range permits
																				B1P	Split fire
																				B1C	Change target
																				B1B	Barrage fire as range permits
SECONDARY BATTERY																					
																				B2D	Directed fire as range permits
																				B2L	Local control as range permits
																				B2P	Split fire
																				B2C	Change target
																				B2B	Barrage fire as range permits
RF BATTERY																					
																				R5B	Barrage fire as range permits
																				R6B	Barrage fire as range permits
																				R7B	Barrage fire as range permits

LOSS OF SPEED DURING TURNS

KTS	4	6	8	10	12	14	16	18	20	22	24	26	28	30	32	34	36	38	40
STD	3.0	4.5	6.0	7.5	9.0	10.5	12.0	13.5	15.0	16.5	18.0	19.5	21.0	22.5	24.0	25.5	27.0	28.5	30.0
E/EA	NA	NA	NA	NA	6.0	7.0	8.0	9.0	10.0	11.0	12.0	13.0	14.0	15.0	16.0	17.0	18.0	19.0	20.0

TURNING SEGMENTS

DEG OF TURN	SEGMENTS
TO 15	2 Segments*
16 TO 45	2 Segments
46 TO 90	3 Segments
91 TO 135	4 Segments
136 TO 180	5 Segments

SHIPBOARD FIRE TRACKING

T#	Fire	Current Severity					T#	Fire	Current Severity				

FIGHTING SHIPBOARD FIRES

NO DAMAGE CONTROL	
ROLL	EFECT ON FIRE
01-03	-20 from severity
04-12	-10 from severity
13-50	No change
51-85	+10 to severity
86-95	+30 to severity
96-00	+40 to severity

DAMAGE CONTROL	
ROLL	EFECT ON FIRE
01-05	Fire extinguished
06-15	-30 from severity
16-45	-20 from severity
46-75	-10 from severity
76-90	No change
91-00	+10 to severity

Haguro

CA JAPAN 1944 to 1945

1636-4 MYOKO Class

Displacement	13,000 ts	*Length*	662 ft	Mitsubishi, Nagasaki	
Complement	920	*Beam*	68 ft	*Launched*	03/16/1925
Sunk 05/16/1945		*Draft*	20.8 ft	*Completed*	04/25/1929

SEEKRIEG 5

SHIP LOG SHEET

Version 2/18/2009

10 x 20cm/50 Type 3 No.2 — 25

Max ROF	Range	Shell Size/Weight
4.0 sh/min	31,600 yds 63.2"	8.0" 277.4 lbs.

Fire Control			FC Radar	+ 0	AP	SAP
2		1F3	None		COM	HE

AA	0.0	Level	S	Ammunition	120 rpg	1200

FIRE CONTROL TABLE

T Kts	Short		Medium		Long		Extreme	
0 - 9	23	16	18	13	15	11	14	10
10 - 18	18	12	14	10	12	8	10	7
19 - 27	15	11	12	8	10	7	9	6
28 - 36	13	9	10	7	9	6	8	5
37 - 45	12	9	10	7	8	6	7	5

SAPBC — PENETRATION TABLE

Yds	2,000	4,000	6,000	8,000	10,000	12,000	15,000	18,000	21,000	24,000	27,000	30,000	33,000	36,000
ROF	7.9	6.8	5.9	5.1	4.5	3.9	3.3	2.7	2.3	2.0	1.7	1.4	1.3	
Rge	S	S	S	S	M	M	M	L	L	L	E	E	E	
H	0.3	0.5	0.7	0.8	0.9	1.0	1.2	1.4	1.8	2.5	3.4	4.4	5.0	
V	15.0	13.3	11.7	10.3	9.0	7.8	6.4	5.4	4.7	4.0	3.3	2.7	2.2	

8 x 12.7cm/40 Type 89 — 13

Max ROF	Range	Shell Size/Weight
12.0 sh/min	16,185 yds 32.4"	5.0" 51.7 lbs.

Fire Control			FC Radar	+ 0	AP	SAP
2		2G3	None		COM	HE

AA	2.7	Level	V	Ammunition	300 rpg	2400

FIRE CONTROL TABLE

T Kts	Short		Medium		Long		Extreme	
0 - 9	16	11	13	9	11	7	10	6
10 - 18	12	8	10	6	8	5	7	5
19 - 27	11	7	8	6	7	5	6	4
28 - 36	9	6	7	5	6	4	5	4
37 - 45	9	6	7	4	6	4	5	3

HE — PENETRATION TABLE

Yds	2,000	4,000	6,000	8,000	10,000	12,000	15,000	18,000	21,000	24,000	27,000	30,000	33,000	36,000
ROF	7.6	6.2	5.0	4.0	3.3	2.7	2.0	1.6						
Rge	S	S	M	M	L	L	E	E						
H	0.1	0.2	0.3	0.4	0.5	0.8	1.4	1.8						
V	3.9	2.8	2.1	1.7	1.3	1.2	1.1	1.3						

Coal (ts)	0	Oil (ts)	2470	Radius (nm/kts)		Search Radar	ASW MORTARS/ATW			DEPTH CHARGES			
Engines	Kampon GT			5000	18	No.22 M4	0			Rack	0		
Boilers	12 Kampon					No.13 Type 3 M1	None			Ammo	0		

Crew	Sea	BR	Targ Sz	Ops
			2	

AIRCRAFT

Aircraft	2			Catapult	2	
E13A-1 Jake				0 1 31		
203 kts	120 kts			28600 ft		

P S

TORPEDOES

TT	8	Ammo	16

61cm Type 93 M1-2

Damage Class	A

Settings: 22,000/48; 35,000/40; 43,700/36

MINES

0			

RAPID FIRE BATTERIES

RF1	52	25mm/60 Type 96			
Max Rg	7,440	14.9"		9	7
Eff Rg	3,348	6.7"		13	10

RF						
5	Port	26	21	14	9	4
	Stbd	26	21	14	9	4
AA	Port	106	85	58	35	16
M	Stbd	106	85	58	35	16

RF2		None
Max Rg		
Eff Rg		

RF						
0	Port					
	Stbd					
AA	Port					
	Stbd					

RF3		None
Max Rg		
Eff Rg		

RF						
	Port					
	Stbd					
AA	Port					
	Stbd					

Captain	

After mid-1944 refit.

T#	BTTY	TARGET SHIP	SHELL	FCS	BR	H	RANGE	R	#RNDS	HITS

COPYRIGHT © Richard R. Sartore 2009

Haguro

TIER	DP
1/70	207
2/80	414
3/75	621
4/85	828
5/80	1036
6/90	1222
7/85	1408
8/95	1595
9/90	1781
10	1967
10	2092

DP	2071
KTS	33

Engine Rm	4	33	29	19	6	0	0
Prop/Shaft	4	33	29	17	4	0	0
Boiler Rm	9	33	32	31	27	23	18
			12	6	2	0	0

Standard Turn	
45	
Emergency Turn	
90	

Target Sz	
2	
Searchlights	
Port	Stbd

Speed	00-06 kt	07-18 kt	19-22 kt	23-26 kt	27-28 kt	29+ kt
Increase	7.0	6.0	4.0	3.0	2.0	1.0

Crew

Bridge Command Rating	Flag Command Rating	Damage Control (DCR)
		5

Fuel Code	CL3E

ARMOR	0.95	Actual
1H DECK	1.3	1.4
2H TURRET	1.0	1.0
3H SUPERSTR	0.6	0.7
4V CON	0.0	0.0
5V BELT MID	3.8	4.0
6V BELT END	0.0	0.0
7V BARBETTE	1.0	1.0
8V TURRET	1.0	1.0
9V SUPERSTR	0.8	0.9

T#	DE #	SEVERITY	DESCRIPTION

1	2	3	4	5	6	7	8	9	10	11	12	13	14	15	16	17	18	19	20	CODE	ORDER
																				AF	Obey signals from Flagship
																				AI	Independent Action
																				AX	Battle Stations!
																				AA	Abandon ship!
																				AZ	Strike colors
COURSE AND SPEED																					
																				CA	Midships steady
																				CP #	Alter course to PORT
																				CS #	Alter course to STARBOARD
																				SF	Ahead full
																				SR#	Revolutions for # knots
																				SA	Full astern
																				SS	All stop
ILLUMINATION AND EVASION																					
																				EX	Evasive action
																				KX	Lay smoke
																				IS ##	Illuminate using starshell
																				IL #	Illuminate using searchlight
TORPEDO AND AIRCRAFT																					
																				TR (X)	Prepare to launch torpedoes to (X)
																				TL (X)	Launch torpedoes to (X)
																				VL	Prepare to launch aircraft
																				VX	Launch aircraft
PRIMARY BATTERY																					
																				B1D	Directed fire as range permits
																				B1V	Coordinated fire
																				B1L	Local control as range permits
																				B1P	Split fire
																				B1C	Change target
																				B1B	Barrage fire as range permits
SECONDARY BATTERY																					
																				B2D	Directed fire as range permits
																				B2L	Local control as range permits
																				B2P	Split fire
																				B2C	Change target
																				B2B	Barrage fire as range permits
RF BATTERY																					
																				R5B	Barrage fire as range permits
																				R6B	Barrage fire as range permits
																				R7B	Barrage fire as range permits

LOSS OF SPEED DURING TURNS

KTS	4	6	8	10	12	14	16	18	20	22	24	26	28	30	32	34	36	38	40
STD	3.0	4.5	6.0	7.5	9.0	10.5	12.0	13.5	15.0	16.5	18.0	19.5	21.0	22.5	24.0	25.5	27.0	28.5	30.0
E/EA	NA	NA	NA	NA	6.0	7.0	8.0	9.0	10.0	11.0	12.0	13.0	14.0	15.0	16.0	17.0	18.0	19.0	20.0

TURNING SEGMENTS

DEG OF TURN	SEGMENTS
TO 15	2 Segments*
16 TO 45	2 Segments
46 TO 90	3 Segments
91 TO 135	4 Segments
136 TO 180	5 Segments

SHIPBOARD FIRE TRACKING

T#	Fire	Current Severity					T#	Fire	Current Severity				

FIGHTING SHIPBOARD FIRES

NO DAMAGE CONTROL	
ROLL	EFECT ON FIRE
01-03	-20 from severity
04-12	-10 from severity
13-50	No change
51-85	+10 to severity
86-95	+30 to severity
96-00	+40 to severity

DAMAGE CONTROL	
ROLL	EFECT ON FIRE
01-05	Fire extinguished
06-15	-30 from severity
16-45	-20 from severity
46-75	-10 from severity
76-90	No change
91-00	+10 to severity

Myoko

CA JAPAN 1929 to 1935

1634-0 MYOKO Class

Displacement	10,980 ts	*Length*	661 ft	Yokosuka Navy Yard	
Complement	773	*Beam*	57 ft	*Launched*	10/25/1924
Scuttled 07/08/1946		*Draft*	19.3 ft	*Completed*	07/31/1929

SEEKRIEG 5

SHIP LOG SHEET

Version 2/18/2009

10 x 20cm/50 Type 3 No.1 — 24

Max ROF	Range	Shell Size/Weight
4.0 sh/min	29,200 yds 58.4"	7.9" 242.5 lbs.

Fire Control	FC Radar	
2 1G2	None	+ 0

AP	SAP
COM	HE

AA	0.0	Level	S	Ammunition	120 rpg	1200

FIRE CONTROL TABLE

T Kts	Short		Medium		Long		Extreme	
0 - 9	21	13	15	10	12	8	10	7
10 - 18	15	9	11	7	9	5	7	5
19 - 27	12	8	9	6	7	4	6	4
28 - 36	10	7	7	5	6	4	5	3
37 - 45	9	6	7	4	5	3	5	3

AP — PENETRATION TABLE

Yds	2,000	4,000	6,000	8,000	10,000	12,000	15,000	18,000	21,000	24,000	27,000	30,000	33,000	36,000
ROF	7.9	6.8	5.9	5.1	4.4	3.8	3.1	2.6	2.2	1.8	1.5	1.3		
Rge	S	S	S	S	M	M	M	L	L	E	E	E		
H	0.3	0.5	0.7	0.8	0.9	1.0	1.1	1.5	2.1	3.0	4.1	4.7		
V	14.9	12.9	11.0	9.4	7.9	6.7	5.3	4.5	3.8	3.1	2.5	1.8		

6 x 12cm/45 Type 10 — 12

Max ROF	Range	Shell Size/Weight
8.0 sh/min	17,500 yds 35.0"	4.7" 45.0 lbs.

Fire Control	FC Radar	
2 2J2	None	+ 0

AP	SAP
COM	HE

AA	2.1	Level	V	Ammunition	300 rpg	1800

FIRE CONTROL TABLE

T Kts	Short		Medium		Long		Extreme	
0 - 9	15	9	11	7	8	5	7	5
10 - 18	10	7	7	5	6	4	5	3
19 - 27	9	5	6	4	5	3	4	3
28 - 36	7	5	5	3	4	3	4	2
37 - 45	7	4	5	3	4	2	3	2

HE — PENETRATION TABLE

Yds	2,000	4,000	6,000	8,000	10,000	12,000	15,000	18,000	21,000	24,000	27,000	30,000	33,000	36,000
ROF	7.8	6.4	5.3	4.3	3.5	2.9	2.2	1.5						
Rge	S	S	S	M	M	L	E	E						
H	0.1	0.1	0.2	0.3	0.5	0.7	1.2	1.7						
V	3.6	2.6	1.9	1.5	1.3	1.2	1.1	1.2						

Coal (ts)	0	Oil (ts)	2470	Radius (nm/kts)		Search Radar	ASW MORTARS/ATW			DEPTH CHARGES		
Engines	Kampon GT			8000	14	None	0			Rack	0	
Boilers	12 Kampon					None	None			Ammo	0	

Crew	Sea	BR	Targ Sz	Ops
			1	

AIRCRAFT

Aircraft	2			Catapult	1	
E2N-1/2				0 1 19		
93 kts	80 kts					

2 1
4 3

TORPEDOES

TT	12	Ammo	24

61cm Type 8 M2

Damage Class	C

Settings: 11,000/38; 16,400/32; 21,900/27

MINES

0			

RAPID FIRE BATTERIES

RF1		None
Max Rg		
Eff Rg		

RF						
0	Port					
	Stbd					
AA	Port					
	Stbd					

RF2		None
Max Rg		
Eff Rg		

RF						
0	Port					
	Stbd					
AA	Port					
	Stbd					

RF3		None
Max Rg		
Eff Rg		

RF						
	Port					
	Stbd					
AA	Port					
	Stbd					

Captain

T#	BTTY	TARGET SHIP	SHELL	FCS	BR	H	RANGE	R	#RNDS	HITS

COPYRIGHT © Richard R. Sartore 2009

Myoko

TIER	DP
1/70	190
2/80	381
3/75	571
4/85	762
5/80	952
6/90	1123
7/85	1295
8/95	1466
9/90	1637
10	1809
10	1923

DP	1904
KTS	35

Engine Rm	4	35	31	20	7	0	0
Prop/Shaft	4	35	30	18	5	0	0
Boiler Rm	9	35	34	32	29	24	19
			13	7	2	0	0

Standard Turn	
45	
Emergency Turn	
90	

Target Sz	
1	
Searchlights	
Port	Stbd

Speed	00-06 kt	07-18 kt	19-22 kt	23-26 kt	27-28 kt	29+ kt
Increase	7.0	6.0	4.0	3.0	2.0	1.0

Crew

Bridge Command Rating	Flag Command Rating	Damage Control (DCR)
		5

Fuel Code	CL3D

ARMOR	0.95	Actual
1H DECK	1.3	1.4
2H TURRET	1.0	1.0
3H SUPERSTR	0.6	0.7
4V CON	0.0	0.0
5V BELT MID	3.8	4.0
6V BELT END	0.0	0.0
7V BARBETTE	1.0	1.0
8V TURRET	1.0	1.0
9V SUPERSTR	0.8	0.9

T#	DE #	SEVERITY	DESCRIPTION

1	2	3	4	5	6	7	8	9	10	11	12	13	14	15	16	17	18	19	20	CODE	ORDER
																				AF	Obey signals from Flagship
																				AI	Independent Action
																				AX	Battle Stations!
																				AA	Abandon ship!
																				AZ	Strike colors
COURSE AND SPEED																					
																				CA	Midships steady
																				CP #	Alter course to PORT
																				CS #	Alter course to STARBOARD
																				SF	Ahead full
																				SR#	Revolutions for # knots
																				SA	Full astern
																				SS	All stop
ILLUMINATION AND EVASION																					
																				EX	Evasive action
																				KX	Lay smoke
																				IS ##	Illuminate using starshell
																				IL #	Illuminate using searchlight
TORPEDO AND AIRCRAFT																					
																				TR (X)	Prepare to launch torpedoes to (X)
																				TL (X)	Launch torpedoes to (X)
																				VL	Prepare to launch aircraft
																				VX	Launch aircraft
PRIMARY BATTERY																					
																				B1D	Directed fire as range permits
																				B1V	Coordinated fire
																				B1L	Local control as range permits
																				B1P	Split fire
																				B1C	Change target
																				B1B	Barrage fire as range permits
SECONDARY BATTERY																					
																				B2D	Directed fire as range permits
																				B2L	Local control as range permits
																				B2P	Split fire
																				B2C	Change target
																				B2B	Barrage fire as range permits
RF BATTERY																					
																				R5B	Barrage fire as range permits
																				R6B	Barrage fire as range permits
																				R7B	Barrage fire as range permits

LOSS OF SPEED DURING TURNS

KTS	4	6	8	10	12	14	16	18	20	22	24	26	28	30	32	34	36	38	40
STD	3.0	4.5	6.0	7.5	9.0	10.5	12.0	13.5	15.0	16.5	18.0	19.5	21.0	22.5	24.0	25.5	27.0	28.5	30.0
E/EA	NA	NA	NA	NA	6.0	7.0	8.0	9.0	10.0	11.0	12.0	13.0	14.0	15.0	16.0	17.0	18.0	19.0	20.0

TURNING SEGMENTS

DEG OF TURN	SEGMENTS
TO 15	2 Segments*
16 TO 45	2 Segments
46 TO 90	3 Segments
91 TO 135	4 Segments
136 TO 180	5 Segments

SHIPBOARD FIRE TRACKING

T#	Fire	Current Severity					T#	Fire	Current Severity				

FIGHTING SHIPBOARD FIRES

NO DAMAGE CONTROL	
ROLL	EFECT ON FIRE
01-03	-20 from severity
04-12	-10 from severity
13-50	No change
51-85	+10 to severity
86-95	+30 to severity
96-00	+40 to severity

DAMAGE CONTROL	
ROLL	EFECT ON FIRE
01-05	Fire extinguished
06-15	-30 from severity
16-45	-20 from severity
46-75	-10 from severity
76-90	No change
91-00	+10 to severity

Myoko

CA JAPAN 1936 to 1940

1634-1 MYOKO Class

Displacement	11,600 ts	*Length*	662 ft	Yokosuka Navy Yard	
Complement	832	*Beam*	62 ft	*Launched*	10/25/1924
Scuttled 07/08/1946		*Draft*	19.3 ft	*Completed*	07/31/1929

SEEKRIEG 5

SHIP LOG SHEET

Version 2/18/2009

10 x 20cm/50 Type 3 No.2 — 25

Max ROF	Range	Shell Size/Weight
4.0 sh/min	31,600 yds 63.2"	8.0" 277.4 lbs.

Fire Control			FC Radar	+ 0	AP	SAP
2		1G3	None		COM	HE

AA	0.0	Level	S	Ammunition	120 rpg	1200

FIRE CONTROL TABLE

T Kts	Short		Medium		Long		Extreme	
0 - 9	21	14	16	11	14	9	12	8
10 - 18	16	11	12	8	11	7	9	6
19 - 27	14	9	11	7	9	6	8	5
28 - 36	12	8	9	6	8	5	7	5
37 - 45	11	7	9	6	7	5	7	4

SAPBC — PENETRATION TABLE

Yds	2,000	4,000	6,000	8,000	10,000	12,000	15,000	18,000	21,000	24,000	27,000	30,000	33,000	36,000
ROF	7.9	6.8	5.9	5.1	4.5	3.9	3.3	2.7	2.3	2.0	1.7	1.4	1.3	
Rge	S	S	S	S	M	M	M	L	L	L	E	E	E	
H	0.3	0.5	0.7	0.8	0.9	1.0	1.2	1.4	1.8	2.5	3.4	4.4	5.0	
V	15.0	13.3	11.7	10.3	9.0	7.8	6.4	5.4	4.7	4.0	3.3	2.7	2.2	

8 x 12.7cm/40 Type 89 — 13

Max ROF	Range	Shell Size/Weight
12.0 sh/min	16,185 yds 32.4"	5.0" 51.7 lbs.

Fire Control			FC Radar	+ 0	AP	SAP
2		2G2	None		COM	HE

AA	2.7	Level	V	Ammunition	300 rpg	2400

FIRE CONTROL TABLE

T Kts	Short		Medium		Long		Extreme	
0 - 9	16	10	12	7	9	6	8	5
10 - 18	12	7	8	5	7	4	6	4
19 - 27	10	6	7	4	5	3	5	3
28 - 36	8	5	6	4	5	3	4	2
37 - 45	7	5	5	3	4	3	4	2

HE — PENETRATION TABLE

Yds	2,000	4,000	6,000	8,000	10,000	12,000	15,000	18,000	21,000	24,000	27,000	30,000	33,000	36,000
ROF	7.6	6.2	5.0	4.0	3.3	2.7	2.0	1.6						
Rge	S	S	M	M	L	L	E	E						
H	0.1	0.2	0.3	0.4	0.5	0.8	1.4	1.8						
V	3.9	2.8	2.1	1.7	1.3	1.2	1.1	1.3						

Coal (ts)	0	Oil (ts)	2470	Radius (nm/kts)		Search Radar	ASW MORTARS/ATW			DEPTH CHARGES		
Engines	Kampon GT			4000	16	None	0			Rack	0	
Boilers	12 Kampon					None	None			Ammo	0	

Crew	Sea	BR	Targ Sz	Ops
			2	

AIRCRAFT

Aircraft	2			Catapult	2	
E8N-2 Dave				1	1	27
162 kts	100 kts			23850 ft		

P S

TORPEDOES

TT	8	Ammo	16

61cm Type 93 M1-2

Damage Class	A

Settings: 22,000/48; 35,000/40; 43,700/36

MINES: 0

RAPID FIRE BATTERIES

RF1		None
Max Rg		
Eff Rg		

RF						
0	Port					
	Stbd					
AA	Port					
	Stbd					

RF2		None
Max Rg		
Eff Rg		

RF						
0	Port					
	Stbd					
AA	Port					
	Stbd					

RF3		None
Max Rg		
Eff Rg		

RF						
	Port					
	Stbd					
AA	Port					
	Stbd					

Captain

T#	BTTY	TARGET SHIP	SHELL	FCS	BR	H	RANGE	R	#RNDS	HITS

COPYRIGHT © Richard R. Sartore 2009

Myoko

TIER	DP
1/70	196
2/80	391
3/75	587
4/85	783
5/80	979
6/90	1155
7/85	1331
8/95	1507
9/90	1683
10	1859
10	1977

DP	1957
KTS	34

Engine Rm	4	34	30	20	6	0	0
Prop/Shaft	4	34	30	17	4	0	0
Boiler Rm	9	34	33	31	28	24	18
			12	7	2	0	0

Standard Turn	
45	
Emergency Turn	
90	

Target Sz	
2	
Searchlights	
Port	Stbd

Speed Increase	00-06 kt	07-18 kt	19-22 kt	23-26 kt	27-28 kt	29+ kt
	7.0	6.0	4.0	3.0	2.0	1.0

Crew

Bridge Command Rating	Flag Command Rating	Damage Control (DCR)
		5

Fuel Code	CL3E

ARMOR	0.95	Actual
1H DECK	1.3	1.4
2H TURRET	1.0	1.0
3H SUPERSTR	0.6	0.7
4V CON	0.0	0.0
5V BELT MID	3.8	4.0
6V BELT END	0.0	0.0
7V BARBETTE	1.0	1.0
8V TURRET	1.0	1.0
9V SUPERSTR	0.8	0.9

T#	DE #	SEVERITY	DESCRIPTION

1	2	3	4	5	6	7	8	9	10	11	12	13	14	15	16	17	18	19	20	CODE	ORDER
																				AF	Obey signals from Flagship
																				AI	Independent Action
																				AX	Battle Stations!
																				AA	Abandon ship!
																				AZ	Strike colors
COURSE AND SPEED																					
																				CA	Midships steady
																				CP #	Alter course to PORT
																				CS #	Alter course to STARBOARD
																				SF	Ahead full
																				SR#	Revolutions for # knots
																				SA	Full astern
																				SS	All stop
ILLUMINATION AND EVASION																					
																				EX	Evasive action
																				KX	Lay smoke
																				IS ##	Illuminate using starshell
																				IL #	Illuminate using searchlight
TORPEDO AND AIRCRAFT																					
																				TR (X)	Prepare to launch torpedoes to (X)
																				TL (X)	Launch torpedoes to (X)
																				VL	Prepare to launch aircraft
																				VX	Launch aircraft
PRIMARY BATTERY																					
																				B1D	Directed fire as range permits
																				B1V	Coordinated fire
																				B1L	Local control as range permits
																				B1P	Split fire
																				B1C	Change target
																				B1B	Barrage fire as range permits
SECONDARY BATTERY																					
																				B2D	Directed fire as range permits
																				B2L	Local control as range permits
																				B2P	Split fire
																				B2C	Change target
																				B2B	Barrage fire as range permits
RF BATTERY																					
																				R5B	Barrage fire as range permits
																				R6B	Barrage fire as range permits
																				R7B	Barrage fire as range permits

LOSS OF SPEED DURING TURNS

KTS	4	6	8	10	12	14	16	18	20	22	24	26	28	30	32	34	36	38	40
STD	3.0	4.5	6.0	7.5	9.0	10.5	12.0	13.5	15.0	16.5	18.0	19.5	21.0	22.5	24.0	25.5	27.0	28.5	30.0
E/EA	NA	NA	NA	NA	6.0	7.0	8.0	9.0	10.0	11.0	12.0	13.0	14.0	15.0	16.0	17.0	18.0	19.0	20.0

TURNING SEGMENTS

DEG OF TURN	SEGMENTS
TO 15	2 Segments*
16 TO 45	2 Segments
46 TO 90	3 Segments
91 TO 135	4 Segments
136 TO 180	5 Segments

SHIPBOARD FIRE TRACKING

T#	Fire	Current Severity					T#	Fire	Current Severity				

FIGHTING SHIPBOARD FIRES

NO DAMAGE CONTROL	
ROLL	EFECT ON FIRE
01-03	-20 from severity
04-12	-10 from severity
13-50	No change
51-85	+10 to severity
86-95	+30 to severity
96-00	+40 to severity

DAMAGE CONTROL	
ROLL	EFECT ON FIRE
01-05	Fire extinguished
06-15	-30 from severity
16-45	-20 from severity
46-75	-10 from severity
76-90	No change
91-00	+10 to severity

Myoko

CA JAPAN 1941 to 1943

1634-2 MYOKO Class

Displacement	13,000 ts	*Length*	662 ft	Yokosuka Navy Yard	
Complement	920	*Beam*	68 ft	*Launched*	10/25/1924
Scuttled 07/08/1946		*Draft*	20.8 ft	*Completed*	07/31/1929

SEEKRIEG 5

SHIP LOG SHEET

Version 2/18/2009



10 x 20cm/50 Type 3 No.2 — 25

Max ROF	Range	Shell Size/Weight
4.0 sh/min	31,600 yds 63.2"	8.0" 277.4 lbs.

Fire Control			FC Radar	+ 0	AP	SAP
2		1F3	None		COM	HE

AA	0.0	Level	S	Ammunition	120 rpg	1200

FIRE CONTROL TABLE

T Kts	Short		Medium		Long		Extreme	
0 - 9	23	16	18	13	15	11	14	10
10 - 18	18	12	14	10	12	8	10	7
19 - 27	15	11	12	8	10	7	9	6
28 - 36	13	9	10	7	9	6	8	5
37 - 45	12	9	10	7	8	6	7	5

SAPBC — PENETRATION TABLE

Yds	2,000	4,000	6,000	8,000	10,000	12,000	15,000	18,000	21,000	24,000	27,000	30,000	33,000	36,000
ROF	7.9	6.8	5.9	5.1	4.5	3.9	3.3	2.7	2.3	2.0	1.7	1.4	1.3	
Rge	S	S	S	S	M	M	M	L	L	L	E	E	E	
H	0.3	0.5	0.7	0.8	0.9	1.0	1.2	1.4	1.8	2.5	3.4	4.4	5.0	
V	15.0	13.3	11.7	10.3	9.0	7.8	6.4	5.4	4.7	4.0	3.3	2.7	2.2	

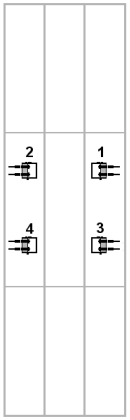

8 x 12.7cm/40 Type 89 — 13

Max ROF	Range	Shell Size/Weight
12.0 sh/min	16,185 yds 32.4"	5.0" 51.7 lbs.

Fire Control			FC Radar	+ 0	AP	SAP
2		2G2	None		COM	HE

AA	2.7	Level	V	Ammunition	300 rpg	2400

FIRE CONTROL TABLE

T Kts	Short		Medium		Long		Extreme	
0 - 9	16	10	12	7	9	6	8	5
10 - 18	12	7	8	5	7	4	6	4
19 - 27	10	6	7	4	5	3	5	3
28 - 36	8	5	6	4	5	3	4	2
37 - 45	7	5	5	3	4	3	4	2

HE — PENETRATION TABLE

Yds	2,000	4,000	6,000	8,000	10,000	12,000	15,000	18,000	21,000	24,000	27,000	30,000	33,000	36,000
ROF	7.6	6.2	5.0	4.0	3.3	2.7	2.0	1.6						
Rge	S	S	M	M	L	L	E	E						
H	0.1	0.2	0.3	0.4	0.5	0.8	1.4	1.8						
V	3.9	2.8	2.1	1.7	1.3	1.2	1.1	1.3						

Coal (ts)	0	Oil (ts)	2470	Radius (nm/kts)		Search Radar	ASW MORTARS/ATW			DEPTH CHARGES		
Engines	Kampon GT			5000	18	None	0			Rack	0	
Boilers	12 Kampon					None	None			Ammo	0	

Crew	Sea	BR	Targ Sz	Ops
			2	

AIRCRAFT

Aircraft	3			Catapult	2	
E8N-2 Dave				1	1	27
162 kts	100 kts			23850 ft		

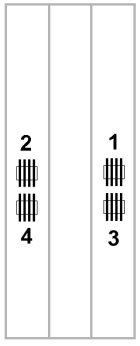

TORPEDOES

TT	16	Ammo	24

61cm Type 93 M1-2

Damage Class	A

Settings: 22,000/48 | 35,000/40 | 43,700/36

MINES

0			

RAPID FIRE BATTERIES

RF1	8	25mm/60 Type 96			
Max Rg	7,440	14.9"		9	7
Eff Rg	3,348	6.7"		13	10

RF						
5	Port	4	3	2	1	1
	Stbd	4	3	2	1	1
AA	Port	16	13	9	5	2
M	Stbd	16	13	9	5	2

RF2		None
Max Rg		
Eff Rg		

RF						
0	Port					
	Stbd					
AA	Port					
	Stbd					

RF3		None
Max Rg		
Eff Rg		

RF						
	Port					
	Stbd					
AA	Port					
	Stbd					

Captain	

One Aichi E13A-1 carried as part of aircraft complement.

T#	BTTY	TARGET SHIP	SHELL	FCS	BR	H	RANGE	R	#RNDS	HITS

COPYRIGHT © Richard R. Sartore 2009

Myoko

TIER	DP
1/70	207
2/80	414
3/75	621
4/85	828
5/80	1036
6/90	1222
7/85	1408
8/95	1595
9/90	1781
10	1967
10	2092

DP	2071
KTS	33

Engine Rm	4	33	29	19	6	0	0
Prop/Shaft	4	33	29	17	4	0	0
Boiler Rm	9	33	32	31	27	23	18
			12	6	2	0	0

Standard Turn	
45	
Emergency Turn	
90	

Target Sz	
2	
Searchlights	
Port	Stbd

Speed	00-06 kt	07-18 kt	19-22 kt	23-26 kt	27-28 kt	29+ kt
Increase	7.0	6.0	4.0	3.0	2.0	1.0

Crew

Bridge Command Rating				

Flag Command Rating				

Damage Control (DCR)				
5				

Fuel Code	CL3E

ARMOR	0.95	Actual
1H DECK	1.3	1.4
2H TURRET	1.0	1.0
3H SUPERSTR	0.6	0.7
4V CON	0.0	0.0
5V BELT MID	3.8	4.0
6V BELT END	0.0	0.0
7V BARBETTE	1.0	1.0
8V TURRET	1.0	1.0
9V SUPERSTR	0.8	0.9

T#	DE #	SEVERITY	DESCRIPTION

1	2	3	4	5	6	7	8	9	10	11	12	13	14	15	16	17	18	19	20	CODE	ORDER
																				AF	Obey signals from Flagship
																				AI	Independent Action
																				AX	Battle Stations!
																				AA	Abandon ship!
																				AZ	Strike colors
COURSE AND SPEED																					
																				CA	Midships steady
																				CP #	Alter course to PORT
																				CS #	Alter course to STARBOARD
																				SF	Ahead full
																				SR#	Revolutions for # knots
																				SA	Full astern
																				SS	All stop
ILLUMINATION AND EVASION																					
																				EX	Evasive action
																				KX	Lay smoke
																				IS ##	Illuminate using starshell
																				IL #	Illuminate using searchlight
TORPEDO AND AIRCRAFT																					
																				TR (X)	Prepare to launch torpedoes to (X)
																				TL (X)	Launch torpedoes to (X)
																				VL	Prepare to launch aircraft
																				VX	Launch aircraft
PRIMARY BATTERY																					
																				B1D	Directed fire as range permits
																				B1V	Coordinated fire
																				B1L	Local control as range permits
																				B1P	Split fire
																				B1C	Change target
																				B1B	Barrage fire as range permits
SECONDARY BATTERY																					
																				B2D	Directed fire as range permits
																				B2L	Local control as range permits
																				B2P	Split fire
																				B2C	Change target
																				B2B	Barrage fire as range permits
RF BATTERY																					
																				R5B	Barrage fire as range permits
																				R6B	Barrage fire as range permits
																				R7B	Barrage fire as range permits

LOSS OF SPEED DURING TURNS

KTS	4	6	8	10	12	14	16	18	20	22	24	26	28	30	32	34	36	38	40
STD	3.0	4.5	6.0	7.5	9.0	10.5	12.0	13.5	15.0	16.5	18.0	19.5	21.0	22.5	24.0	25.5	27.0	28.5	30.0
E/EA	NA	NA	NA	NA	6.0	7.0	8.0	9.0	10.0	11.0	12.0	13.0	14.0	15.0	16.0	17.0	18.0	19.0	20.0

TURNING SEGMENTS

DEG OF TURN	SEGMENTS
TO 15	2 Segments*
16 TO 45	2 Segments
46 TO 90	3 Segments
91 TO 135	4 Segments
136 TO 180	5 Segments

SHIPBOARD FIRE TRACKING

T#	Fire	Current Severity					T#	Fire	Current Severity				

FIGHTING SHIPBOARD FIRES

NO DAMAGE CONTROL	
ROLL	EFECT ON FIRE
01-03	-20 from severity
04-12	-10 from severity
13-50	No change
51-85	+10 to severity
86-95	+30 to severity
96-00	+40 to severity

DAMAGE CONTROL	
ROLL	EFECT ON FIRE
01-05	Fire extinguished
06-15	-30 from severity
16-45	-20 from severity
46-75	-10 from severity
76-90	No change
91-00	+10 to severity

Myoko

CA JAPAN 1943 to 1944

1634-3 MYOKO Class

Displacement	13,000 ts	*Length*	662 ft	Yokosuka Navy Yard	
Complement	920	*Beam*	68 ft	*Launched*	10/25/1924
Scuttled 07/08/1946		*Draft*	20.8 ft	*Completed*	07/31/1929

SEEKRIEG 5

SHIP LOG SHEET

Version 2/18/2009



10 x 20cm/50 Type 3 No.2 — 25

Max ROF	Range	Shell Size/Weight
4.0 sh/min	31,600 yds 63.2"	8.0" 277.4 lbs.

Fire Control			FC Radar	+ 0	AP	SAP
2		1F3	None		COM	HE

AA	0.0	Level	S	Ammunition	120 rpg	1200

FIRE CONTROL TABLE								
T Kts	Short		Medium		Long		Extreme	
0 - 9	23	16	18	13	15	11	14	10
10 - 18	18	12	14	10	12	8	10	7
19 - 27	15	11	12	8	10	7	9	6
28 - 36	13	9	10	7	9	6	8	5
37 - 45	12	9	10	7	8	6	7	5

SAPBC	PENETRATION TABLE													
Yds	2,000	4,000	6,000	8,000	10,000	12,000	15,000	18,000	21,000	24,000	27,000	30,000	33,000	36,000
ROF	7.9	6.8	5.9	5.1	4.5	3.9	3.3	2.7	2.3	2.0	1.7	1.4	1.3	
Rge	S	S	S	S	M	M	M	L	L	L	E	E	E	
H	0.3	0.5	0.7	0.8	0.9	1.0	1.2	1.4	1.8	2.5	3.4	4.4	5.0	
V	15.0	13.3	11.7	10.3	9.0	7.8	6.4	5.4	4.7	4.0	3.3	2.7	2.2	

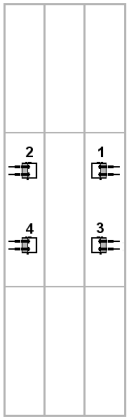

8 x 12.7cm/40 Type 89 — 13

Max ROF	Range	Shell Size/Weight
12.0 sh/min	16,185 yds 32.4"	5.0" 51.7 lbs.

Fire Control			FC Radar	+ 0	AP	SAP
2		2G3	None		COM	HE

AA	2.7	Level	V	Ammunition	300 rpg	2400

FIRE CONTROL TABLE								
T Kts	Short		Medium		Long		Extreme	
0 - 9	16	11	13	9	11	7	10	6
10 - 18	12	8	10	6	8	5	7	5
19 - 27	11	7	8	6	7	5	6	4
28 - 36	9	6	7	5	6	4	5	4
37 - 45	9	6	7	4	6	4	5	3

HE	PENETRATION TABLE													
Yds	2,000	4,000	6,000	8,000	10,000	12,000	15,000	18,000	21,000	24,000	27,000	30,000	33,000	36,000
ROF	7.6	6.2	5.0	4.0	3.3	2.7	2.0	1.6						
Rge	S	S	M	M	L	L	E	E						
H	0.1	0.2	0.3	0.4	0.5	0.8	1.4	1.8						
V	3.9	2.8	2.1	1.7	1.3	1.2	1.1	1.3						

Coal (ts)	0	Oil (ts)	2470	Radius (nm/kts)		Search Radar	ASW MORTARS/ATW			DEPTH CHARGES			
Engines	Kampon GT			5000	18	No.21 Type 2 M2	0			Rack	0		
Boilers	12 Kampon					None	None			Ammo	0		

Crew	Sea	BR	Targ Sz	Ops
			2	

AIRCRAFT

Aircraft	3			Catapult	2	
F1M-2 Pete				2	1	30
200 kts	120 kts			30970 ft		

TORPEDOES

TT	16	Ammo	24

61cm Type 93 M1-2

Damage Class	A

Settings: 22,000/48 | 35,000/40 | 43,700/36

2 4 1 3

MINES

0			

RAPID FIRE BATTERIES

RF1	16	25mm/60 Type 96			
Max Rg	7,440	14.9"		9	7
Eff Rg	3,348	6.7"		13	10

RF						
5	Port	8	6	4	3	1
	Stbd	8	6	4	3	1
AA	Port	33	26	18	11	5
M	Stbd	33	26	18	11	5

RF2		None
Max Rg		
Eff Rg		

RF						
0	Port					
	Stbd					
AA	Port					
	Stbd					

RF3		None
Max Rg		
Eff Rg		

RF						
	Port					
	Stbd					
AA	Port					
	Stbd					

Captain	

After mid-1943 refit.

T#	BTTY	TARGET SHIP	SHELL	FCS	BR	H	RANGE	R	#RNDS	HITS

COPYRIGHT © Richard R. Sartore 2009

Myoko

TIER	DP
1/70	207
2/80	414
3/75	621
4/85	828
5/80	1036
6/90	1222
7/85	1408
8/95	1595
9/90	1781
10	1967
10	2092

DP	2071
KTS	33

Engine Rm	4	33	29	19	6	0	0
Prop/Shaft	4	33	29	17	4	0	0
Boiler Rm	9	33	32	31	27	23	18
			12	6	2	0	0

Standard Turn	
45	
Emergency Turn	
90	

Target Sz	
2	
Searchlights	
Port	Stbd

Speed	00-06 kt	07-18 kt	19-22 kt	23-26 kt	27-28 kt	29+ kt
Increase	7.0	6.0	4.0	3.0	2.0	1.0

Crew

Bridge Command Rating				

Flag Command Rating				

Damage Control (DCR)				
5				

Fuel Code	CL3E

ARMOR	0.95	Actual
1H DECK	1.3	1.4
2H TURRET	1.0	1.0
3H SUPERSTR	0.6	0.7
4V CON	0.0	0.0
5V BELT MID	3.8	4.0
6V BELT END	0.0	0.0
7V BARBETTE	1.0	1.0
8V TURRET	1.0	1.0
9V SUPERSTR	0.8	0.9

T#	DE #	SEVERITY	DESCRIPTION

1	2	3	4	5	6	7	8	9	10	11	12	13	14	15	16	17	18	19	20	CODE	ORDER
																				AF	Obey signals from Flagship
																				AI	Independent Action
																				AX	Battle Stations!
																				AA	Abandon ship!
																				AZ	Strike colors
COURSE AND SPEED																					
																				CA	Midships steady
																				CP #	Alter course to PORT
																				CS #	Alter course to STARBOARD
																				SF	Ahead full
																				SR#	Revolutions for # knots
																				SA	Full astern
																				SS	All stop
ILLUMINATION AND EVASION																					
																				EX	Evasive action
																				KX	Lay smoke
																				IS ##	Illuminate using starshell
																				IL #	Illuminate using searchlight
TORPEDO AND AIRCRAFT																					
																				TR (X)	Prepare to launch torpedoes to (X)
																				TL (X)	Launch torpedoes to (X)
																				VL	Prepare to launch aircraft
																				VX	Launch aircraft
PRIMARY BATTERY																					
																				B1D	Directed fire as range permits
																				B1V	Coordinated fire
																				B1L	Local control as range permits
																				B1P	Split fire
																				B1C	Change target
																				B1B	Barrage fire as range permits
SECONDARY BATTERY																					
																				B2D	Directed fire as range permits
																				B2L	Local control as range permits
																				B2P	Split fire
																				B2C	Change target
																				B2B	Barrage fire as range permits
RF BATTERY																					
																				R5B	Barrage fire as range permits
																				R6B	Barrage fire as range permits
																				R7B	Barrage fire as range permits

LOSS OF SPEED DURING TURNS

KTS	4	6	8	10	12	14	16	18	20	22	24	26	28	30	32	34	36	38	40
STD	3.0	4.5	6.0	7.5	9.0	10.5	12.0	13.5	15.0	16.5	18.0	19.5	21.0	22.5	24.0	25.5	27.0	28.5	30.0
E/EA	NA	NA	NA	NA	6.0	7.0	8.0	9.0	10.0	11.0	12.0	13.0	14.0	15.0	16.0	17.0	18.0	19.0	20.0

TURNING SEGMENTS

DEG OF TURN	SEGMENTS
TO 15	2 Segments*
16 TO 45	2 Segments
46 TO 90	3 Segments
91 TO 135	4 Segments
136 TO 180	5 Segments

SHIPBOARD FIRE TRACKING

T#	Fire	Current Severity					T#	Fire	Current Severity				

FIGHTING SHIPBOARD FIRES

NO DAMAGE CONTROL	
ROLL	EFECT ON FIRE
01-03	-20 from severity
04-12	-10 from severity
13-50	No change
51-85	+10 to severity
86-95	+30 to severity
96-00	+40 to severity

DAMAGE CONTROL	
ROLL	EFECT ON FIRE
01-05	Fire extinguished
06-15	-30 from severity
16-45	-20 from severity
46-75	-10 from severity
76-90	No change
91-00	+10 to severity

Myoko

CA JAPAN 1944 to 1945

1634-4 MYOKO Class

Displacement	13,000 ts	*Length*	662 ft	Yokosuka Navy Yard	
Complement	920	*Beam*	68 ft	*Launched*	10/25/1924
Scuttled 07/08/1946		*Draft*	20.8 ft	*Completed*	07/31/1929

SEEKRIEG 5

SHIP LOG SHEET

Version 2/18/2009

10 x 20cm/50 Type 3 No.2 — 25

Max ROF	Range	Shell Size/Weight
4.0 sh/min	31,600 yds 63.2"	8.0" 277.4 lbs.

Fire Control			FC Radar	+ 0	AP	SAP
2		1F3	None		COM	HE

AA	0.0	Level	S	Ammunition	120 rpg	1200

FIRE CONTROL TABLE								
T Kts	Short		Medium		Long		Extreme	
0 - 9	23	16	18	13	15	11	14	10
10 - 18	18	12	14	10	12	8	10	7
19 - 27	15	11	12	8	10	7	9	6
28 - 36	13	9	10	7	9	6	8	5
37 - 45	12	9	10	7	8	6	7	5

SAPBC	PENETRATION TABLE													
Yds	2,000	4,000	6,000	8,000	10,000	12,000	15,000	18,000	21,000	24,000	27,000	30,000	33,000	36,000
ROF	7.9	6.8	5.9	5.1	4.5	3.9	3.3	2.7	2.3	2.0	1.7	1.4	1.3	
Rge	S	S	S	S	M	M	M	L	L	L	E	E	E	
H	0.3	0.5	0.7	0.8	0.9	1.0	1.2	1.4	1.8	2.5	3.4	4.4	5.0	
V	15.0	13.3	11.7	10.3	9.0	7.8	6.4	5.4	4.7	4.0	3.3	2.7	2.2	

8 x 12.7cm/40 Type 89 — 13

Max ROF	Range	Shell Size/Weight
12.0 sh/min	16,185 yds 32.4"	5.0" 51.7 lbs.

Fire Control			FC Radar	+ 0	AP	SAP
2		2G3	None		COM	HE

AA	2.7	Level	V	Ammunition	300 rpg	2400

FIRE CONTROL TABLE								
T Kts	Short		Medium		Long		Extreme	
0 - 9	16	11	13	9	11	7	10	6
10 - 18	12	8	10	6	8	5	7	5
19 - 27	11	7	8	6	7	5	6	4
28 - 36	9	6	7	5	6	4	5	4
37 - 45	9	6	7	4	6	4	5	3

HE	PENETRATION TABLE													
Yds	2,000	4,000	6,000	8,000	10,000	12,000	15,000	18,000	21,000	24,000	27,000	30,000	33,000	36,000
ROF	7.6	6.2	5.0	4.0	3.3	2.7	2.0	1.6						
Rge	S	S	M	M	L	L	E	E						
H	0.1	0.2	0.3	0.4	0.5	0.8	1.4	1.8						
V	3.9	2.8	2.1	1.7	1.3	1.2	1.1	1.3						

Coal (ts)	0	Oil (ts)	2470	Radius (nm/kts)		Search Radar	ASW MORTARS/ATW			DEPTH CHARGES			
Engines	Kampon GT			5000	18	No.22 M4	0			Rack	0		
Boilers	12 Kampon					No.13 Type 3 M1	None			Ammo	0		

Crew	Sea	BR	Targ Sz	Ops
			2	

AIRCRAFT

Aircraft	2			Catapult	2	
E13A-1 Jake				0 1 31		
203 kts	120 kts			28600 ft		

P S

TORPEDOES

TT	8	Ammo	16

61cm Type 93 M1-2

Damage Class	A
Settings	
22,000/48	
35,000/40	
43,700/36	

MINES

0			

RAPID FIRE BATTERIES

RF1	52	25mm/60 Type 96			
Max Rg	7,440	14.9"		9	7
Eff Rg	3,348	6.7"		13	10

RF						
5	Port	26	21	14	9	4
	Stbd	26	21	14	9	4
AA	Port	106	85	58	35	16
M	Stbd	106	85	58	35	16

RF2		None			
Max Rg					
Eff Rg					

RF						
0	Port					
	Stbd					
AA	Port					
	Stbd					

RF3		None			
Max Rg					
Eff Rg					

RF						
	Port					
	Stbd					
AA	Port					
	Stbd					

Captain	

After mid-1944 refit.

T#	BTTY	TARGET SHIP	SHELL	FCS	BR	H	RANGE	R	#RNDS	HITS

COPYRIGHT © Richard R. Sartore 2009

Myoko

TIER	DP
1/70	207
2/80	414
3/75	621
4/85	828
5/80	1036
6/90	1222
7/85	1408
8/95	1595
9/90	1781
10	1967
10	2092

DP	2071
KTS	33

Engine Rm	4	33	29	19	6	0	0
Prop/Shaft	4	33	29	17	4	0	0
Boiler Rm	9	33	32	31	27	23	18
			12	6	2	0	0

Standard Turn	
45	
Emergency Turn	
90	

Target Sz	
2	
Searchlights	
Port	Stbd

Speed	00-06 kt	07-18 kt	19-22 kt	23-26 kt	27-28 kt	29+ kt
Increase	7.0	6.0	4.0	3.0	2.0	1.0

Crew

Bridge Command Rating				

Flag Command Rating				

Damage Control (DCR)				
5				

Fuel Code	CL3E

ARMOR	0.95	Actual
1H DECK	1.3	1.4
2H TURRET	1.0	1.0
3H SUPERSTR	0.6	0.7
4V CON	0.0	0.0
5V BELT MID	3.8	4.0
6V BELT END	0.0	0.0
7V BARBETTE	1.0	1.0
8V TURRET	1.0	1.0
9V SUPERSTR	0.8	0.9

T#	DE #	SEVERITY	DESCRIPTION

1	2	3	4	5	6	7	8	9	10	11	12	13	14	15	16	17	18	19	20	CODE	ORDER
																				AF	Obey signals from Flagship
																				AI	Independent Action
																				AX	Battle Stations!
																				AA	Abandon ship!
																				AZ	Strike colors
COURSE AND SPEED																					
																				CA	Midships steady
																				CP #	Alter course to PORT
																				CS #	Alter course to STARBOARD
																				SF	Ahead full
																				SR#	Revolutions for # knots
																				SA	Full astern
																				SS	All stop
ILLUMINATION AND EVASION																					
																				EX	Evasive action
																				KX	Lay smoke
																				IS ##	Illuminate using starshell
																				IL #	Illuminate using searchlight
TORPEDO AND AIRCRAFT																					
																				TR (X)	Prepare to launch torpedoes to (X)
																				TL (X)	Launch torpedoes to (X)
																				VL	Prepare to launch aircraft
																				VX	Launch aircraft
PRIMARY BATTERY																					
																				B1D	Directed fire as range permits
																				B1V	Coordinated fire
																				B1L	Local control as range permits
																				B1P	Split fire
																				B1C	Change target
																				B1B	Barrage fire as range permits
SECONDARY BATTERY																					
																				B2D	Directed fire as range permits
																				B2L	Local control as range permits
																				B2P	Split fire
																				B2C	Change target
																				B2B	Barrage fire as range permits
RF BATTERY																					
																				R5B	Barrage fire as range permits
																				R6B	Barrage fire as range permits
																				R7B	Barrage fire as range permits

LOSS OF SPEED DURING TURNS

KTS	4	6	8	10	12	14	16	18	20	22	24	26	28	30	32	34	36	38	40
STD	3.0	4.5	6.0	7.5	9.0	10.5	12.0	13.5	15.0	16.5	18.0	19.5	21.0	22.5	24.0	25.5	27.0	28.5	30.0
E/EA	NA	NA	NA	NA	6.0	7.0	8.0	9.0	10.0	11.0	12.0	13.0	14.0	15.0	16.0	17.0	18.0	19.0	20.0

TURNING SEGMENTS

DEG OF TURN	SEGMENTS
TO 15	2 Segments*
16 TO 45	2 Segments
46 TO 90	3 Segments
91 TO 135	4 Segments
136 TO 180	5 Segments

SHIPBOARD FIRE TRACKING

T#	Fire	Current Severity					T#	Fire	Current Severity				

FIGHTING SHIPBOARD FIRES

NO DAMAGE CONTROL	
ROLL	EFECT ON FIRE
01-03	-20 from severity
04-12	-10 from severity
13-50	No change
51-85	+10 to severity
86-95	+30 to severity
96-00	+40 to severity

DAMAGE CONTROL	
ROLL	EFECT ON FIRE
01-05	Fire extinguished
06-15	-30 from severity
16-45	-20 from severity
46-75	-10 from severity
76-90	No change
91-00	+10 to severity

Nachi

CA JAPAN 1928 to 1935

1635-0 MYOKO Class

Displacement	10,980 ts	*Length*	661 ft	Kure Navy Yard	
Complement	773	*Beam*	57 ft	*Launched*	11/26/1924
Sunk 11/05/1944		*Draft*	19.3 ft	*Completed*	11/26/1928

SEEKRIEG 5

SHIP LOG SHEET

Version 2/18/2009

10 x 20cm/50 Type 3 No.1 — 24

Max ROF	Range	Shell Size/Weight
4.0 sh/min	29,200 yds 58.4"	7.9" 242.5 lbs.

Fire Control	FC Radar	
2 1G2	None	+ 0

AP	SAP
COM	HE

AA	0.0	Level	S	Ammunition	120 rpg	1200

FIRE CONTROL TABLE

T Kts	Short		Medium		Long		Extreme	
0 - 9	21	13	15	10	12	8	10	7
10 - 18	15	9	11	7	9	5	7	5
19 - 27	12	8	9	6	7	4	6	4
28 - 36	10	7	7	5	6	4	5	3
37 - 45	9	6	7	4	5	3	5	3

AP — PENETRATION TABLE

Yds	2,000	4,000	6,000	8,000	10,000	12,000	15,000	18,000	21,000	24,000	27,000	30,000	33,000	36,000
ROF	7.9	6.8	5.9	5.1	4.4	3.8	3.1	2.6	2.2	1.8	1.5	1.3		
Rge	S	S	S	S	M	M	M	L	L	E	E	E		
H	0.3	0.5	0.7	0.8	0.9	1.0	1.1	1.5	2.1	3.0	4.1	4.7		
V	14.9	12.9	11.0	9.4	7.9	6.7	5.3	4.5	3.8	3.1	2.5	1.8		

6 x 12cm/45 Type 10 — 12

Max ROF	Range	Shell Size/Weight
8.0 sh/min	17,500 yds 35.0"	4.7" 45.0 lbs.

Fire Control	FC Radar	
2 2J2	None	+ 0

AP	SAP
COM	HE

AA	2.1	Level	V	Ammunition	300 rpg	1800

FIRE CONTROL TABLE

T Kts	Short		Medium		Long		Extreme	
0 - 9	15	9	11	7	8	5	7	5
10 - 18	10	7	7	5	6	4	5	3
19 - 27	9	5	6	4	5	3	4	3
28 - 36	7	5	5	3	4	3	4	2
37 - 45	7	4	5	3	4	2	3	2

HE — PENETRATION TABLE

Yds	2,000	4,000	6,000	8,000	10,000	12,000	15,000	18,000	21,000	24,000	27,000	30,000	33,000	36,000
ROF	7.8	6.4	5.3	4.3	3.5	2.9	2.2	1.5						
Rge	S	S	S	M	M	L	E	E						
H	0.1	0.1	0.2	0.3	0.5	0.7	1.2	1.7						
V	3.6	2.6	1.9	1.5	1.3	1.2	1.1	1.2						

Coal (ts)	0	Oil (ts)	2470	Radius (nm/kts)		Search Radar	ASW MORTARS/ATW			DEPTH CHARGES		
Engines	Kampon GT			8000	14	None	0			Rack	0	
Boilers	12 Kampon					None	None			Ammo	0	

Crew	Sea	BR	Targ Sz	Ops
			1	

AIRCRAFT

Aircraft	2			Catapult	1	
E2N-1/2				0 1 19		
93 kts	80 kts					

2 1
4 3

TORPEDOES

TT	12	Ammo	24

61cm Type 8 M2

Damage Class	C

Settings: 11,000/38; 16,400/32; 21,900/27

MINES: 0

RAPID FIRE BATTERIES

RF1		None
Max Rg		
Eff Rg		

RF 0	Port					
	Stbd					
AA	Port					
	Stbd					

RF2		None
Max Rg		
Eff Rg		

RF 0	Port					
	Stbd					
AA	Port					
	Stbd					

RF3		None
Max Rg		
Eff Rg		

RF	Port					
	Stbd					
AA	Port					
	Stbd					

Captain

T#	BTTY	TARGET SHIP	SHELL	FCS	BR	H	RANGE	R	#RNDS	HITS

COPYRIGHT © Richard R. Sartore 2009

Nachi

TIER	DP
1/70	190
2/80	381
3/75	571
4/85	762
5/80	952
6/90	1123
7/85	1295
8/95	1466
9/90	1637
10	1809
10	1923

DP	1904
KTS	35

Engine Rm	4	35	31	20	7	0	0
Prop/Shaft	4	35	30	18	5	0	0
Boiler Rm	9	35	34	32	29	24	19
			13	7	2	0	0

Standard Turn	
45	
Emergency Turn	
90	

Target Sz	
1	
Searchlights	
Port	Stbd

Speed	00-06 kt	07-18 kt	19-22 kt	23-26 kt	27-28 kt	29+ kt
Increase	7.0	6.0	4.0	3.0	2.0	1.0

Crew

Bridge Command Rating				

Flag Command Rating				

Damage Control (DCR)				
5				

Fuel Code	CL3D

ARMOR	0.95	Actual
1H DECK	1.3	1.4
2H TURRET	1.0	1.0
3H SUPERSTR	0.6	0.7
4V CON	0.0	0.0
5V BELT MID	3.8	4.0
6V BELT END	0.0	0.0
7V BARBETTE	1.0	1.0
8V TURRET	1.0	1.0
9V SUPERSTR	0.8	0.9

T#	DE #	SEVERITY	DESCRIPTION

1	2	3	4	5	6	7	8	9	10	11	12	13	14	15	16	17	18	19	20	CODE	ORDER
																				AF	Obey signals from Flagship
																				AI	Independent Action
																				AX	Battle Stations!
																				AA	Abandon ship!
																				AZ	Strike colors
COURSE AND SPEED																					
																				CA	Midships steady
																				CP #	Alter course to PORT
																				CS #	Alter course to STARBOARD
																				SF	Ahead full
																				SR#	Revolutions for # knots
																				SA	Full astern
																				SS	All stop
ILLUMINATION AND EVASION																					
																				EX	Evasive action
																				KX	Lay smoke
																				IS ##	Illuminate using starshell
																				IL #	Illuminate using searchlight
TORPEDO AND AIRCRAFT																					
																				TR (X)	Prepare to launch torpedoes to (X)
																				TL (X)	Launch torpedoes to (X)
																				VL	Prepare to launch aircraft
																				VX	Launch aircraft
PRIMARY BATTERY																					
																				B1D	Directed fire as range permits
																				B1V	Coordinated fire
																				B1L	Local control as range permits
																				B1P	Split fire
																				B1C	Change target
																				B1B	Barrage fire as range permits
SECONDARY BATTERY																					
																				B2D	Directed fire as range permits
																				B2L	Local control as range permits
																				B2P	Split fire
																				B2C	Change target
																				B2B	Barrage fire as range permits
RF BATTERY																					
																				R5B	Barrage fire as range permits
																				R6B	Barrage fire as range permits
																				R7B	Barrage fire as range permits

LOSS OF SPEED DURING TURNS

KTS	4	6	8	10	12	14	16	18	20	22	24	26	28	30	32	34	36	38	40
STD	3.0	4.5	6.0	7.5	9.0	10.5	12.0	13.5	15.0	16.5	18.0	19.5	21.0	22.5	24.0	25.5	27.0	28.5	30.0
E/EA	NA	NA	NA	NA	6.0	7.0	8.0	9.0	10.0	11.0	12.0	13.0	14.0	15.0	16.0	17.0	18.0	19.0	20.0

TURNING SEGMENTS

DEG OF TURN	SEGMENTS
TO 15	2 Segments*
16 TO 45	2 Segments
46 TO 90	3 Segments
91 TO 135	4 Segments
136 TO 180	5 Segments

SHIPBOARD FIRE TRACKING

T#	Fire	Current Severity					T#	Fire	Current Severity				

FIGHTING SHIPBOARD FIRES

NO DAMAGE CONTROL	
ROLL	EFECT ON FIRE
01-03	-20 from severity
04-12	-10 from severity
13-50	No change
51-85	+10 to severity
86-95	+30 to severity
96-00	+40 to severity

DAMAGE CONTROL	
ROLL	EFECT ON FIRE
01-05	Fire extinguished
06-15	-30 from severity
16-45	-20 from severity
46-75	-10 from severity
76-90	No change
91-00	+10 to severity

Nachi

CA JAPAN 1936 to 1939

1635-1 MYOKO Class

Displacement	11,600 ts	*Length*	662 ft	Kure Navy Yard	
Complement	832	*Beam*	62 ft	*Launched*	11/26/1924
Sunk 11/05/1944		*Draft*	19.3 ft	*Completed*	11/26/1928

SEEKRIEG 5

SHIP LOG SHEET

Version 2/18/2009

10 x 20cm/50 Type 3 No.2 — 25

Max ROF	Range	Shell Size/Weight
4.0 sh/min	31,600 yds 63.2"	8.0" 277.4 lbs.

Fire Control			FC Radar	+ 0	AP	SAP
2		1G3	None		COM	HE

AA	0.0	Level	S	Ammunition	120 rpg	1200

FIRE CONTROL TABLE

T Kts	Short		Medium		Long		Extreme	
0 - 9	21	14	16	11	14	9	12	8
10 - 18	16	11	12	8	11	7	9	6
19 - 27	14	9	11	7	9	6	8	5
28 - 36	12	8	9	6	8	5	7	5
37 - 45	11	7	9	6	7	5	7	4

SAPBC — PENETRATION TABLE

Yds	2,000	4,000	6,000	8,000	10,000	12,000	15,000	18,000	21,000	24,000	27,000	30,000	33,000	36,000
ROF	7.9	6.8	5.9	5.1	4.5	3.9	3.3	2.7	2.3	2.0	1.7	1.4	1.3	
Rge	S	S	S	S	M	M	M	L	L	L	E	E	E	
H	0.3	0.5	0.7	0.8	0.9	1.0	1.2	1.4	1.8	2.5	3.4	4.4	5.0	
V	15.0	13.3	11.7	10.3	9.0	7.8	6.4	5.4	4.7	4.0	3.3	2.7	2.2	

8 x 12.7cm/40 Type 89 — 13

Max ROF	Range	Shell Size/Weight
12.0 sh/min	16,185 yds 32.4"	5.0" 51.7 lbs.

Fire Control			FC Radar	+ 0	AP	SAP
2		2G2	None		COM	HE

AA	2.7	Level	V	Ammunition	300 rpg	2400

2 1 4 3

FIRE CONTROL TABLE

T Kts	Short		Medium		Long		Extreme	
0 - 9	16	10	12	7	9	6	8	5
10 - 18	12	7	8	5	7	4	6	4
19 - 27	10	6	7	4	5	3	5	3
28 - 36	8	5	6	4	5	3	4	2
37 - 45	7	5	5	3	4	3	4	2

HE — PENETRATION TABLE

Yds	2,000	4,000	6,000	8,000	10,000	12,000	15,000	18,000	21,000	24,000	27,000	30,000	33,000	36,000
ROF	7.6	6.2	5.0	4.0	3.3	2.7	2.0	1.6						
Rge	S	S	M	M	L	L	E	E						
H	0.1	0.2	0.3	0.4	0.5	0.8	1.4	1.8						
V	3.9	2.8	2.1	1.7	1.3	1.2	1.1	1.3						

Coal (ts)	0	Oil (ts)	2470	Radius (nm/kts)		Search Radar	ASW MORTARS/ATW			DEPTH CHARGES		
Engines	Kampon GT			4000	16	None	0			Rack	0	
Boilers	12 Kampon					None	None			Ammo	0	

Crew	Sea	BR	Targ Sz	Ops
			2	

AIRCRAFT

Aircraft	2			Catapult	2	
E8N-2 Dave				1	1	27
162 kts	100 kts			23850 ft		

P S

TORPEDOES

TT	8	Ammo	16

61cm Type 93 M1-2

Damage Class	A

Settings: 22,000/48; 35,000/40; 43,700/36

MINES

0			

RAPID FIRE BATTERIES

RF1		None
Max Rg		
Eff Rg		

RF						
0	Port					
	Stbd					
AA	Port					
	Stbd					

RF2		None
Max Rg		
Eff Rg		

RF						
0	Port					
	Stbd					
AA	Port					
	Stbd					

RF3		None
Max Rg		
Eff Rg		

RF						
	Port					
	Stbd					
AA	Port					
	Stbd					

Captain

T#	BTTY	TARGET SHIP	SHELL	FCS	BR	H	RANGE	R	#RNDS	HITS

COPYRIGHT © Richard R. Sartore 2009

Nachi

TIER	DP
1/70	196
2/80	391
3/75	587
4/85	783
5/80	979
6/90	1155
7/85	1331
8/95	1507
9/90	1683
10	1859
10	1977

DP	1957
KTS	34

Engine Rm	4	34	30	20	6	0	0
Prop/Shaft	4	34	30	17	4	0	0
Boiler Rm	9	34	33	31	28	24	18
			12	7	2	0	0

Standard Turn	
45	
Emergency Turn	
90	

Target Sz	
2	
Searchlights	
Port	Stbd

Speed	00-06 kt	07-18 kt	19-22 kt	23-26 kt	27-28 kt	29+ kt
Increase	7.0	6.0	4.0	3.0	2.0	1.0

Crew

Bridge Command Rating	Flag Command Rating	Damage Control (DCR)
		5

Fuel Code	CL3E

ARMOR	0.95	Actual
1H DECK	1.3	1.4
2H TURRET	1.0	1.0
3H SUPERSTR	0.6	0.7
4V CON	0.0	0.0
5V BELT MID	3.8	4.0
6V BELT END	0.0	0.0
7V BARBETTE	1.0	1.0
8V TURRET	1.0	1.0
9V SUPERSTR	0.8	0.9

T#	DE #	SEVERITY	DESCRIPTION

1	2	3	4	5	6	7	8	9	10	11	12	13	14	15	16	17	18	19	20	CODE	ORDER
																				AF	Obey signals from Flagship
																				AI	Independent Action
																				AX	Battle Stations!
																				AA	Abandon ship!
																				AZ	Strike colors
COURSE AND SPEED																					
																				CA	Midships steady
																				CP #	Alter course to PORT
																				CS #	Alter course to STARBOARD
																				SF	Ahead full
																				SR#	Revolutions for # knots
																				SA	Full astern
																				SS	All stop
ILLUMINATION AND EVASION																					
																				EX	Evasive action
																				KX	Lay smoke
																				IS ##	Illuminate using starshell
																				IL #	Illuminate using searchlight
TORPEDO AND AIRCRAFT																					
																				TR (X)	Prepare to launch torpedoes to (X)
																				TL (X)	Launch torpedoes to (X)
																				VL	Prepare to launch aircraft
																				VX	Launch aircraft
PRIMARY BATTERY																					
																				B1D	Directed fire as range permits
																				B1V	Coordinated fire
																				B1L	Local control as range permits
																				B1P	Split fire
																				B1C	Change target
																				B1B	Barrage fire as range permits
SECONDARY BATTERY																					
																				B2D	Directed fire as range permits
																				B2L	Local control as range permits
																				B2P	Split fire
																				B2C	Change target
																				B2B	Barrage fire as range permits
RF BATTERY																					
																				R5B	Barrage fire as range permits
																				R6B	Barrage fire as range permits
																				R7B	Barrage fire as range permits

LOSS OF SPEED DURING TURNS

KTS	4	6	8	10	12	14	16	18	20	22	24	26	28	30	32	34	36	38	40
STD	3.0	4.5	6.0	7.5	9.0	10.5	12.0	13.5	15.0	16.5	18.0	19.5	21.0	22.5	24.0	25.5	27.0	28.5	30.0
E/EA	NA	NA	NA	NA	6.0	7.0	8.0	9.0	10.0	11.0	12.0	13.0	14.0	15.0	16.0	17.0	18.0	19.0	20.0

TURNING SEGMENTS

DEG OF TURN	SEGMENTS
TO 15	2 Segments*
16 TO 45	2 Segments
46 TO 90	3 Segments
91 TO 135	4 Segments
136 TO 180	5 Segments

SHIPBOARD FIRE TRACKING

T#	Fire	Current Severity					T#	Fire	Current Severity				

FIGHTING SHIPBOARD FIRES

NO DAMAGE CONTROL	
ROLL	EFECT ON FIRE
01-03	-20 from severity
04-12	-10 from severity
13-50	No change
51-85	+10 to severity
86-95	+30 to severity
96-00	+40 to severity

DAMAGE CONTROL	
ROLL	EFECT ON FIRE
01-05	Fire extinguished
06-15	-30 from severity
16-45	-20 from severity
46-75	-10 from severity
76-90	No change
91-00	+10 to severity

Nachi

CA JAPAN 1940 to 1943

1635-2 MYOKO Class

Displacement	13,000 ts	*Length*	662 ft	Kure Navy Yard	
Complement	920	*Beam*	68 ft	*Launched*	11/26/1924
Sunk 11/05/1944		*Draft*	20.8 ft	*Completed*	11/26/1928

SEEKRIEG 5

SHIP LOG SHEET

Version 2/18/2009

10 x 20cm/50 Type 3 No.2 — 25

Max ROF	Range	Shell Size/Weight
4.0 sh/min	31,600 yds 63.2"	8.0" 277.4 lbs.

Fire Control	FC Radar	
2 1F3	None	+ 0

AP	SAP
COM	HE

AA	0.0	Level	S	Ammunition	120 rpg	1200

FIRE CONTROL TABLE

T Kts	Short		Medium		Long		Extreme	
0 - 9	23	16	18	13	15	11	14	10
10 - 18	18	12	14	10	12	8	10	7
19 - 27	15	11	12	8	10	7	9	6
28 - 36	13	9	10	7	9	6	8	5
37 - 45	12	9	10	7	8	6	7	5

SAPBC — PENETRATION TABLE

Yds	2,000	4,000	6,000	8,000	10,000	12,000	15,000	18,000	21,000	24,000	27,000	30,000	33,000	36,000
ROF	7.9	6.8	5.9	5.1	4.5	3.9	3.3	2.7	2.3	2.0	1.7	1.4	1.3	
Rge	S	S	S	S	M	M	M	L	L	L	E	E	E	
H	0.3	0.5	0.7	0.8	0.9	1.0	1.2	1.4	1.8	2.5	3.4	4.4	5.0	
V	15.0	13.3	11.7	10.3	9.0	7.8	6.4	5.4	4.7	4.0	3.3	2.7	2.2	

8 x 12.7cm/40 Type 89 — 13

Max ROF	Range	Shell Size/Weight
12.0 sh/min	16,185 yds 32.4"	5.0" 51.7 lbs.

Fire Control	FC Radar	
2 2G2	None	+ 0

AP	SAP
COM	HE

AA	2.7	Level	V	Ammunition	300 rpg	2400

FIRE CONTROL TABLE

T Kts	Short		Medium		Long		Extreme	
0 - 9	16	10	12	7	9	6	8	5
10 - 18	12	7	8	5	7	4	6	4
19 - 27	10	6	7	4	5	3	5	3
28 - 36	8	5	6	4	5	3	4	2
37 - 45	7	5	5	3	4	3	4	2

HE — PENETRATION TABLE

Yds	2,000	4,000	6,000	8,000	10,000	12,000	15,000	18,000	21,000	24,000	27,000	30,000	33,000	36,000
ROF	7.6	6.2	5.0	4.0	3.3	2.7	2.0	1.6						
Rge	S	S	M	M	L	L	E	E						
H	0.1	0.2	0.3	0.4	0.5	0.8	1.4	1.8						
V	3.9	2.8	2.1	1.7	1.3	1.2	1.1	1.3						

Coal (ts)	0	Oil (ts)	2470	Radius (nm/kts)		Search Radar	ASW MORTARS/ATW			DEPTH CHARGES		
Engines	Kampon GT			5000	18	None	0			Rack	0	
Boilers	12 Kampon					None	None			Ammo	0	

Crew	Sea	BR	Targ Sz	Ops
			2	

AIRCRAFT

Aircraft	3			Catapult	2	
E8N-2 Dave				1	1	27
162 kts	100 kts			23850 ft		

TORPEDOES

TT	16	Ammo	24

61cm Type 93 M1-2

Damage Class	A

Settings: 22,000/48; 35,000/40; 43,700/36

MINES: 0

RAPID FIRE BATTERIES

RF1	8	25mm/60 Type 96			
Max Rg	7,440	14.9"		9	7
Eff Rg	3,348	6.7"		13	10

RF						
5	Port	4	3	2	1	1
	Stbd	4	3	2	1	1
AA	Port	16	13	9	5	2
M	Stbd	16	13	9	5	2

RF2		None
Max Rg		
Eff Rg		

RF						
0	Port					
	Stbd					
AA	Port					
	Stbd					

RF3		None
Max Rg		
Eff Rg		

RF						
	Port					
	Stbd					
AA	Port					
	Stbd					

Captain	

One Aichi E13A-1 carried as part of aircraft complement.

T#	BTTY	TARGET SHIP	SHELL	FCS	BR	H	RANGE	R	#RNDS	HITS

COPYRIGHT © Richard R. Sartore 2009

Nachi

TIER	DP
1/70	207
2/80	414
3/75	621
4/85	828
5/80	1036
6/90	1222
7/85	1408
8/95	1595
9/90	1781
10	1967
10	2092

DP	2071
KTS	33

Engine Rm	4	33	29	19	6	0	0
Prop/Shaft	4	33	29	17	4	0	0
Boiler Rm	9	33	32	31	27	23	18
			12	6	2	0	0

Standard Turn	
45	
Emergency Turn	
90	

Target Sz	
2	
Searchlights	
Port	Stbd

Speed	00-06 kt	07-18 kt	19-22 kt	23-26 kt	27-28 kt	29+ kt
Increase	7.0	6.0	4.0	3.0	2.0	1.0

Crew

Bridge Command Rating	Flag Command Rating	Damage Control (DCR)
		5

Fuel Code	CL3E

ARMOR	0.95	Actual
1H DECK	1.3	1.4
2H TURRET	1.0	1.0
3H SUPERSTR	0.6	0.7
4V CON	0.0	0.0
5V BELT MID	3.8	4.0
6V BELT END	0.0	0.0
7V BARBETTE	1.0	1.0
8V TURRET	1.0	1.0
9V SUPERSTR	0.8	0.9

T#	DE #	SEVERITY	DESCRIPTION

1	2	3	4	5	6	7	8	9	10	11	12	13	14	15	16	17	18	19	20	CODE	ORDER
																				AF	Obey signals from Flagship
																				AI	Independent Action
																				AX	Battle Stations!
																				AA	Abandon ship!
																				AZ	Strike colors
COURSE AND SPEED																					
																				CA	Midships steady
																				CP #	Alter course to PORT
																				CS #	Alter course to STARBOARD
																				SF	Ahead full
																				SR#	Revolutions for # knots
																				SA	Full astern
																				SS	All stop
ILLUMINATION AND EVASION																					
																				EX	Evasive action
																				KX	Lay smoke
																				IS ##	Illuminate using starshell
																				IL #	Illuminate using searchlight
TORPEDO AND AIRCRAFT																					
																				TR (X)	Prepare to launch torpedoes to (X)
																				TL (X)	Launch torpedoes to (X)
																				VL	Prepare to launch aircraft
																				VX	Launch aircraft
PRIMARY BATTERY																					
																				B1D	Directed fire as range permits
																				B1V	Coordinated fire
																				B1L	Local control as range permits
																				B1P	Split fire
																				B1C	Change target
																				B1B	Barrage fire as range permits
SECONDARY BATTERY																					
																				B2D	Directed fire as range permits
																				B2L	Local control as range permits
																				B2P	Split fire
																				B2C	Change target
																				B2B	Barrage fire as range permits
RF BATTERY																					
																				R5B	Barrage fire as range permits
																				R6B	Barrage fire as range permits
																				R7B	Barrage fire as range permits

LOSS OF SPEED DURING TURNS

KTS	4	6	8	10	12	14	16	18	20	22	24	26	28	30	32	34	36	38	40
STD	3.0	4.5	6.0	7.5	9.0	10.5	12.0	13.5	15.0	16.5	18.0	19.5	21.0	22.5	24.0	25.5	27.0	28.5	30.0
E/EA	NA	NA	NA	NA	6.0	7.0	8.0	9.0	10.0	11.0	12.0	13.0	14.0	15.0	16.0	17.0	18.0	19.0	20.0

TURNING SEGMENTS

DEG OF TURN	SEGMENTS
TO 15	2 Segments*
16 TO 45	2 Segments
46 TO 90	3 Segments
91 TO 135	4 Segments
136 TO 180	5 Segments

SHIPBOARD FIRE TRACKING

T#	Fire	Current Severity					T#	Fire	Current Severity				

FIGHTING SHIPBOARD FIRES

NO DAMAGE CONTROL	
ROLL	EFECT ON FIRE
01-03	-20 from severity
04-12	-10 from severity
13-50	No change
51-85	+10 to severity
86-95	+30 to severity
96-00	+40 to severity

DAMAGE CONTROL	
ROLL	EFECT ON FIRE
01-05	Fire extinguished
06-15	-30 from severity
16-45	-20 from severity
46-75	-10 from severity
76-90	No change
91-00	+10 to severity

Nachi

CA JAPAN 1943 to 1944

1635-3 MYOKO Class

Displacement	13,000 ts	*Length*	662 ft	Kure Navy Yard	
Complement	920	*Beam*	68 ft	*Launched*	11/26/1924
Sunk 11/05/1944		*Draft*	20.8 ft	*Completed*	11/26/1928

SEEKRIEG 5

SHIP LOG SHEET

Version 2/18/2009



10 x 20cm/50 Type 3 No.2 — 25

Max ROF	Range	Shell Size/Weight
4.0 sh/min	31,600 yds 63.2"	8.0" 277.4 lbs.

Fire Control			FC Radar	+ 0	AP	SAP
2		1F3	None		COM	HE

AA	0.0	Level	S	Ammunition	120 rpg	1200

FIRE CONTROL TABLE

T Kts	Short		Medium		Long		Extreme	
0 - 9	23	16	18	13	15	11	14	10
10 - 18	18	12	14	10	12	8	10	7
19 - 27	15	11	12	8	10	7	9	6
28 - 36	13	9	10	7	9	6	8	5
37 - 45	12	9	10	7	8	6	7	5

SAPBC — PENETRATION TABLE

Yds	2,000	4,000	6,000	8,000	10,000	12,000	15,000	18,000	21,000	24,000	27,000	30,000	33,000	36,000
ROF	7.9	6.8	5.9	5.1	4.5	3.9	3.3	2.7	2.3	2.0	1.7	1.4	1.3	
Rge	S	S	S	S	M	M	M	L	L	L	E	E	E	
H	0.3	0.5	0.7	0.8	0.9	1.0	1.2	1.4	1.8	2.5	3.4	4.4	5.0	
V	15.0	13.3	11.7	10.3	9.0	7.8	6.4	5.4	4.7	4.0	3.3	2.7	2.2	

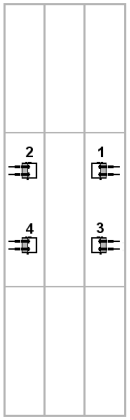

8 x 12.7cm/40 Type 89 — 13

Max ROF	Range	Shell Size/Weight
12.0 sh/min	16,185 yds 32.4"	5.0" 51.7 lbs.

Fire Control			FC Radar	+ 0	AP	SAP
2		2G3	None		COM	HE

AA	2.7	Level	V	Ammunition	300 rpg	2400

FIRE CONTROL TABLE

T Kts	Short		Medium		Long		Extreme	
0 - 9	16	11	13	9	11	7	10	6
10 - 18	12	8	10	6	8	5	7	5
19 - 27	11	7	8	6	7	5	6	4
28 - 36	9	6	7	5	6	4	5	4
37 - 45	9	6	7	4	6	4	5	3

HE — PENETRATION TABLE

Yds	2,000	4,000	6,000	8,000	10,000	12,000	15,000	18,000	21,000	24,000	27,000	30,000	33,000	36,000
ROF	7.6	6.2	5.0	4.0	3.3	2.7	2.0	1.6						
Rge	S	S	M	M	L	L	E	E						
H	0.1	0.2	0.3	0.4	0.5	0.8	1.4	1.8						
V	3.9	2.8	2.1	1.7	1.3	1.2	1.1	1.3						

Coal (ts)	0	Oil (ts)	2470	Radius (nm/kts)		Search Radar	ASW MORTARS/ATW			DEPTH CHARGES		
Engines	Kampon GT			5000	18	No.21 Type 2 M2	0			Rack	0	
Boilers	12 Kampon					None	None			Ammo	0	

Crew	Sea	BR	Targ Sz	Ops
			2	

AIRCRAFT

Aircraft	3			Catapult	2	
F1M-2 Pete				2	1	30
200 kts	120 kts			30970 ft		

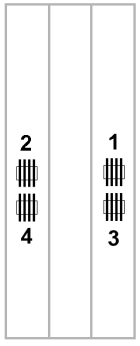

TORPEDOES

TT	16	Ammo	24

61cm Type 93 M1-2

Damage Class	A

Settings: 22,000/48 | 35,000/40 | 43,700/36

MINES: 0

RAPID FIRE BATTERIES

RF1	16	25mm/60 Type 96			
Max Rg	7,440	14.9"		9	7
Eff Rg	3,348	6.7"		13	10

RF						
5	Port	8	6	4	3	1
	Stbd	8	6	4	3	1
AA	Port	33	26	18	11	5
M	Stbd	33	26	18	11	5

RF2		None
Max Rg		
Eff Rg		

RF						
0	Port					
	Stbd					
AA	Port					
	Stbd					

RF3		None
Max Rg		
Eff Rg		

RF						
	Port					
	Stbd					
AA	Port					
	Stbd					

Captain	

After mid-1943 refit.

T#	BTTY	TARGET SHIP	SHELL	FCS	BR	H	RANGE	R	#RNDS	HITS

COPYRIGHT © Richard R. Sartore 2009

Nachi

TIER	DP
1/70	207
2/80	414
3/75	621
4/85	828
5/80	1036
6/90	1222
7/85	1408
8/95	1595
9/90	1781
10	1967
10	2092

DP	2071
KTS	33

Engine Rm	4	33	29	19	6	0	0
Prop/Shaft	4	33	29	17	4	0	0
Boiler Rm	9	33	32	31	27	23	18
			12	6	2	0	0

Standard Turn	
45	
Emergency Turn	
90	

Target Sz	
2	
Searchlights	
Port	Stbd

Speed	00-06 kt	07-18 kt	19-22 kt	23-26 kt	27-28 kt	29+ kt
Increase	7.0	6.0	4.0	3.0	2.0	1.0

Crew

Bridge Command Rating	Flag Command Rating	Damage Control (DCR)
		5

Fuel Code	CL3E

ARMOR	0.95	Actual
1H DECK	1.3	1.4
2H TURRET	1.0	1.0
3H SUPERSTR	0.6	0.7
4V CON	0.0	0.0
5V BELT MID	3.8	4.0
6V BELT END	0.0	0.0
7V BARBETTE	1.0	1.0
8V TURRET	1.0	1.0
9V SUPERSTR	0.8	0.9

T#	DE #	SEVERITY	DESCRIPTION

1	2	3	4	5	6	7	8	9	10	11	12	13	14	15	16	17	18	19	20	CODE	ORDER
																				AF	Obey signals from Flagship
																				AI	Independent Action
																				AX	Battle Stations!
																				AA	Abandon ship!
																				AZ	Strike colors
COURSE AND SPEED																					
																				CA	Midships steady
																				CP #	Alter course to PORT
																				CS #	Alter course to STARBOARD
																				SF	Ahead full
																				SR#	Revolutions for # knots
																				SA	Full astern
																				SS	All stop
ILLUMINATION AND EVASION																					
																				EX	Evasive action
																				KX	Lay smoke
																				IS ##	Illuminate using starshell
																				IL #	Illuminate using searchlight
TORPEDO AND AIRCRAFT																					
																				TR (X)	Prepare to launch torpedoes to (X)
																				TL (X)	Launch torpedoes to (X)
																				VL	Prepare to launch aircraft
																				VX	Launch aircraft
PRIMARY BATTERY																					
																				B1D	Directed fire as range permits
																				B1V	Coordinated fire
																				B1L	Local control as range permits
																				B1P	Split fire
																				B1C	Change target
																				B1B	Barrage fire as range permits
SECONDARY BATTERY																					
																				B2D	Directed fire as range permits
																				B2L	Local control as range permits
																				B2P	Split fire
																				B2C	Change target
																				B2B	Barrage fire as range permits
RF BATTERY																					
																				R5B	Barrage fire as range permits
																				R6B	Barrage fire as range permits
																				R7B	Barrage fire as range permits

LOSS OF SPEED DURING TURNS

KTS	4	6	8	10	12	14	16	18	20	22	24	26	28	30	32	34	36	38	40
STD	3.0	4.5	6.0	7.5	9.0	10.5	12.0	13.5	15.0	16.5	18.0	19.5	21.0	22.5	24.0	25.5	27.0	28.5	30.0
E/EA	NA	NA	NA	NA	6.0	7.0	8.0	9.0	10.0	11.0	12.0	13.0	14.0	15.0	16.0	17.0	18.0	19.0	20.0

TURNING SEGMENTS

DEG OF TURN	SEGMENTS
TO 15	2 Segments*
16 TO 45	2 Segments
46 TO 90	3 Segments
91 TO 135	4 Segments
136 TO 180	5 Segments

SHIPBOARD FIRE TRACKING

T#	Fire	Current Severity					T#	Fire	Current Severity				

FIGHTING SHIPBOARD FIRES

NO DAMAGE CONTROL	
ROLL	EFECT ON FIRE
01-03	-20 from severity
04-12	-10 from severity
13-50	No change
51-85	+10 to severity
86-95	+30 to severity
96-00	+40 to severity

DAMAGE CONTROL	
ROLL	EFECT ON FIRE
01-05	Fire extinguished
06-15	-30 from severity
16-45	-20 from severity
46-75	-10 from severity
76-90	No change
91-00	+10 to severity

Nachi

CA JAPAN 1944 to 1944

1635-4 MYOKO Class

Displacement	13,000 ts	*Length*	662 ft	Kure Navy Yard	
Complement	920	*Beam*	68 ft	*Launched*	11/26/1924
Sunk 11/05/1944		*Draft*	20.8 ft	*Completed*	11/26/1928

SEEKRIEG 5

SHIP LOG SHEET

Version 2/18/2009



10 x 20cm/50 Type 3 No.2 — 25

Max ROF	Range	Shell Size/Weight
4.0 sh/min	31,600 yds 63.2"	8.0" 277.4 lbs.

Fire Control			FC Radar	+ 0	AP	SAP
2		1F3	None		COM	HE

AA	0.0	Level	S	Ammunition	120 rpg	1200

FIRE CONTROL TABLE

T Kts	Short		Medium		Long		Extreme	
0 - 9	23	16	18	13	15	11	14	10
10 - 18	18	12	14	10	12	8	10	7
19 - 27	15	11	12	8	10	7	9	6
28 - 36	13	9	10	7	9	6	8	5
37 - 45	12	9	10	7	8	6	7	5

SAPBC — PENETRATION TABLE

Yds	2,000	4,000	6,000	8,000	10,000	12,000	15,000	18,000	21,000	24,000	27,000	30,000	33,000	36,000
ROF	7.9	6.8	5.9	5.1	4.5	3.9	3.3	2.7	2.3	2.0	1.7	1.4	1.3	
Rge	S	S	S	S	M	M	M	L	L	L	E	E	E	
H	0.3	0.5	0.7	0.8	0.9	1.0	1.2	1.4	1.8	2.5	3.4	4.4	5.0	
V	15.0	13.3	11.7	10.3	9.0	7.8	6.4	5.4	4.7	4.0	3.3	2.7	2.2	

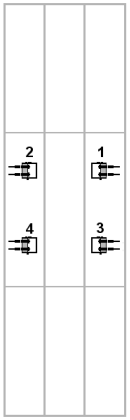

8 x 12.7cm/40 Type 89 — 13

Max ROF	Range	Shell Size/Weight
12.0 sh/min	16,185 yds 32.4"	5.0" 51.7 lbs.

Fire Control			FC Radar	+ 0	AP	SAP
2		2G3	None		COM	HE

AA	2.7	Level	V	Ammunition	300 rpg	2400

FIRE CONTROL TABLE

T Kts	Short		Medium		Long		Extreme	
0 - 9	16	11	13	9	11	7	10	6
10 - 18	12	8	10	6	8	5	7	5
19 - 27	11	7	8	6	7	5	6	4
28 - 36	9	6	7	5	6	4	5	4
37 - 45	9	6	7	4	6	4	5	3

HE — PENETRATION TABLE

Yds	2,000	4,000	6,000	8,000	10,000	12,000	15,000	18,000	21,000	24,000	27,000	30,000	33,000	36,000
ROF	7.6	6.2	5.0	4.0	3.3	2.7	2.0	1.6						
Rge	S	S	M	M	L	L	E	E						
H	0.1	0.2	0.3	0.4	0.5	0.8	1.4	1.8						
V	3.9	2.8	2.1	1.7	1.3	1.2	1.1	1.3						

Coal (ts)	0	Oil (ts)	2470	Radius (nm/kts)		Search Radar	ASW MORTARS/ATW			DEPTH CHARGES			
Engines	Kampon GT			5000	18	No.22 M4	0			Rack	0		
Boilers	12 Kampon					No.13 Type 3 M1	None			Ammo	0		

Crew	Sea	BR	Targ Sz	Ops
			2	

AIRCRAFT

Aircraft	2			Catapult	2	
E13A-1 Jake				0 1 31		
203 kts	120 kts			28600 ft		

P		S

TORPEDOES

TT	8	Ammo	16

61cm Type 93 M1-2

Damage Class	A

Settings

22,000/48

35,000/40

43,700/36

MINES

0			

RAPID FIRE BATTERIES

RF1	48	25mm/60 Type 96			
Max Rg	7,440	14.9"		9	7
Eff Rg	3,348	6.7"		13	10

RF						
5	Port	24	19	13	8	4
	Stbd	24	19	13	8	4
AA	Port	98	78	54	32	15
M	Stbd	98	78	54	32	15

RF2		None			
Max Rg					
Eff Rg					

RF						
0	Port					
	Stbd					
AA	Port					
	Stbd					

RF3		None			
Max Rg					
Eff Rg					

RF						
	Port					
	Stbd					
AA	Port					
	Stbd					

Captain	

After mid-1944 refit.

T#	BTTY	TARGET SHIP	SHELL	FCS	BR	H	RANGE	R	#RNDS	HITS

COPYRIGHT © Richard R. Sartore 2009

Nachi

TIER	DP
1/70	207
2/80	414
3/75	621
4/85	828
5/80	1036
6/90	1222
7/85	1408
8/95	1595
9/90	1781
10	1967
10	2092

DP	2071
KTS	33

Engine Rm	4	33	29	19	6	0	0
Prop/Shaft	4	33	29	17	4	0	0
Boiler Rm	9	33	32	31	27	23	18
			12	6	2	0	0

Standard Turn	
45	
Emergency Turn	
90	

Target Sz	
2	
Searchlights	
Port	Stbd

Speed	00-06 kt	07-18 kt	19-22 kt	23-26 kt	27-28 kt	29+ kt
Increase	7.0	6.0	4.0	3.0	2.0	1.0

Crew

Bridge Command Rating	Flag Command Rating	Damage Control (DCR)
		5

Fuel Code	CL3E

ARMOR	0.95	Actual
1H DECK	1.3	1.4
2H TURRET	1.0	1.0
3H SUPERSTR	0.6	0.7
4V CON	0.0	0.0
5V BELT MID	3.8	4.0
6V BELT END	0.0	0.0
7V BARBETTE	1.0	1.0
8V TURRET	1.0	1.0
9V SUPERSTR	0.8	0.9

T#	DE #	SEVERITY	DESCRIPTION

1	2	3	4	5	6	7	8	9	10	11	12	13	14	15	16	17	18	19	20	CODE	ORDER
																				AF	Obey signals from Flagship
																				AI	Independent Action
																				AX	Battle Stations!
																				AA	Abandon ship!
																				AZ	Strike colors
COURSE AND SPEED																					
																				CA	Midships steady
																				CP #	Alter course to PORT
																				CS #	Alter course to STARBOARD
																				SF	Ahead full
																				SR#	Revolutions for # knots
																				SA	Full astern
																				SS	All stop
ILLUMINATION AND EVASION																					
																				EX	Evasive action
																				KX	Lay smoke
																				IS ##	Illuminate using starshell
																				IL #	Illuminate using searchlight
TORPEDO AND AIRCRAFT																					
																				TR (X)	Prepare to launch torpedoes to (X)
																				TL (X)	Launch torpedoes to (X)
																				VL	Prepare to launch aircraft
																				VX	Launch aircraft
PRIMARY BATTERY																					
																				B1D	Directed fire as range permits
																				B1V	Coordinated fire
																				B1L	Local control as range permits
																				B1P	Split fire
																				B1C	Change target
																				B1B	Barrage fire as range permits
SECONDARY BATTERY																					
																				B2D	Directed fire as range permits
																				B2L	Local control as range permits
																				B2P	Split fire
																				B2C	Change target
																				B2B	Barrage fire as range permits
RF BATTERY																					
																				R5B	Barrage fire as range permits
																				R6B	Barrage fire as range permits
																				R7B	Barrage fire as range permits

LOSS OF SPEED DURING TURNS

KTS	4	6	8	10	12	14	16	18	20	22	24	26	28	30	32	34	36	38	40
STD	3.0	4.5	6.0	7.5	9.0	10.5	12.0	13.5	15.0	16.5	18.0	19.5	21.0	22.5	24.0	25.5	27.0	28.5	30.0
E/EA	NA	NA	NA	NA	6.0	7.0	8.0	9.0	10.0	11.0	12.0	13.0	14.0	15.0	16.0	17.0	18.0	19.0	20.0

TURNING SEGMENTS

DEG OF TURN	SEGMENTS
TO 15	2 Segments*
16 TO 45	2 Segments
46 TO 90	3 Segments
91 TO 135	4 Segments
136 TO 180	5 Segments

SHIPBOARD FIRE TRACKING

T#	Fire	Current Severity					T#	Fire	Current Severity				

FIGHTING SHIPBOARD FIRES

NO DAMAGE CONTROL	
ROLL	EFECT ON FIRE
01-03	-20 from severity
04-12	-10 from severity
13-50	No change
51-85	+10 to severity
86-95	+30 to severity
96-00	+40 to severity

DAMAGE CONTROL	
ROLL	EFECT ON FIRE
01-05	Fire extinguished
06-15	-30 from severity
16-45	-20 from severity
46-75	-10 from severity
76-90	No change
91-00	+10 to severity